

















2014 Trampoline & Tumbling World Age Group Competitions Daytona Beach, USA, 13-16 November 2014
Individual trampoline, 13-14 Women – Qualification – Results

			S1	S2	S3	S4	S5	S6	S7	S8	S9	S10	L	A	E	Diff.	Time	Total	Score	
1.	#767	LEBEDEVA	RUS	2001	0	1	1	0	1	1	1	0	0	0	0	28.2	15.920	44.120	94.685	
					2	2	2	2	2	1	1	2	2	0	0	24.9	15.265	50.565		
2.	#428	BAUMANN	GER	2001	1	1	0	1	1	1	2	2	1	2	0	0	26.4	15.805	42.205	90.730
					1	2	2	2	2	2	3	2	2	2	0	0	24.0	15.425	48.525	
3.	#78	KHATSIAN	BLR	2000	1	1	1	1	2	2	2	1	2	2	0	0	25.5	16.215	41.715	90.715
					2	1	2	2	2	3	2	2	2	2	0	0	23.4	15.400	49.000	
4.	#77	MANKEVICH	BLR	2000	1	1	1	2	2	2	1	2	2	1	0	0	25.5	15.475	40.975	90.630
					2	1	3	2	2	2	2	1	2	2	0	0	24.3	15.155	49.655	
5.	#909	STEVENS	USA	2000	1	1	1	1	1	2	2	2	2	2	0	0	25.5	16.095	41.595	90.445
					3	3	3	2	3	3	2	2	2	3	1	0	21.9	14.950	48.850	
6.	#768	POTAPOVA	RUS	2001	1	2	1	1	1	1	2	1	1	0	2	0	26.1	15.240	41.340	90.270
					3	2	3	2	2	1	2	1	2	2	0	0	24.0	14.630	48.930	
7.	#297	AUBREE	FRA	2000	2	1	0	1	1	2	1	1	1	2	2	0	25.8	15.310	41.110	90.125
					2	2	2	2	3	2	1	1	1	2	0	0	24.6	14.815	49.015	
8.	#676	CORREIA	POR	2001	1	1	1	1	1	1	1	0	2	3	0	0	26.4	15.125	41.525	88.900
					3	2	3	2	2	1	2	2	2	3	2	0	22.8	14.675	47.375	
9.	#910	HANSEN	USA	2000	1	1	2	2	1	2	2	1	1	2	1	0	25.2	15.385	40.585	88.675
					3	3	4	3	3	2	2	3	3	3	0	0	21.3	14.490	48.090	
10.	#604	VAN OOUJEN	NED	2000	1	1	0	1	1	2	1	1	1	2	2	0	26.1	14.835	40.935	88.270
					1	2	2	3	2	1	1	1	2	4	1	0	24.0	14.435	47.335	
11.	#908	VIGIL	USA	2001	2	2	2	2	2	2	1	2	2	3	1	0	23.7	15.615	39.315	88.270
					2	2	2	2	2	3	3	3	2	4	0	0	22.5	15.255	48.955	
12.	#331	DAVIES WILLIAMS	GBR	2000	1	2	2	2	1	0	2	2	1	2	0	0	25.5	15.475	40.975	88.070
					2	2	3	2	3	3	3	3	3	3	0	0	21.9	14.695	47.095	
13.	#911	TOWNSEND	USA	2000	1	1	1	2	2	2	2	2	2	2	2	0	24.3	15.320	39.620	88.060
					3	3	3	2	3	3	3	3	3	4	2	0	20.4	14.940	48.440	
14.	#426	AMEDICK	GER	2000	1	1	1	2	2	1	2	1	1	2	0	0	25.8	14.830	40.630	87.965
					3	2	2	2	2	2	2	2	3	3	0	0	23.1	14.335	47.335	
15.	#563	GOMEZ SOLORZANO	MEX	2000	1	1	2	1	1	1	2	1	1	2	0	0	26.1	15.095	41.195	87.550
					3	3	2	2	2	3	3	2	2	3	1	0	22.2	14.355	46.355	
16.	#298	TRIEBSCH	FRA	2000	1	1	0	1	1	2	2	1	1	1	0	0	26.7	15.650	42.350	87.485
					3	3	3	2	3	2	3	3	3	3	1	0	21.3	14.735	45.135	
17.	#105	SOUZA SAMPAIO	BRA	2000	1	1	1	2	2	2	2	2	2	2	1	0	24.6	15.875	40.475	87.460
					3	2	3	3	3	3	3	2	2	4	1	0	21.3	15.285	46.985	
18.	#561	SEGUNDO CORONA	MEX	2001	1	1	1	2	1	2	2	1	2	2	0	0	25.5	14.940	40.440	87.330
					2	2	3	2	2	3	2	3	3	3	0	0	22.5	14.090	46.890	
19.	#333	LEIGH-WARREN	GBR	2000	2	1	2	2	3	3	1	2	2	2	0	0	24.0	15.100	39.100	86.860
					3	2	2	2	3	2	3	2	2	2	0	0	23.1	14.960	47.760	
20.	#145	KRASTEVA	BUL	2000	1	2	2	2	1	2	2	2	2	2	1	0	24.3	14.615	38.915	86.535
					1	1	2	2	2	2	2	2	3	3	0	0	24.0	14.820	47.620	
21.	#602	KOUWENHOVEN	NED	2001	1	1	1	2	2	2	2	0	1	2	0	0	25.8	14.610	40.410	86.420
					2	0	2	2	1	2	3	2	2	3	1	0	24.0	14.110	46.010	
22.	#766	SARVILINA	RUS	2001	3	2	2	2	2	2	2	1	1	1	0	0	24.6	15.525	40.125	86.225
					3	2	3	2	3	3	3	2	2	2	0	0	22.5	15.100	46.100	
23.	#861	CILIBERTO	SUI	2000	2	1	0	2	1	2	2	2	2	2	1	0	24.9	15.185	40.085	85.725
					3	3	4	3	2	2	3	2	3	3	1	0	21.3	14.640	45.640	
24.	#860	MUELLER	SUI	2000	1	1	0	1	2	1	1	1	1	2	1	0	26.4	15.110	41.510	85.705
					3	3	4	2	3	3	4	3	2	4	1	0	20.4	14.095	44.195	
25.	#279	WALTA	FIN	2001	2	2	2	2	1	3	3	1	1	2	1	0	24.0	15.025	39.025	85.585
					1	1	2	2	3	3	3	2	2	2	0	0	23.7	15.260	46.560	
26.	#603	VAN DE GROEP	NED	2000	2	1	2	2	2	2	2	2	2	3	1	0	23.7	15.440	39.140	84.770
					3	3	4	3	3	4	3	2	2	2	0	0	21.3	14.430	45.630	
27.	#278	WALDEN	FIN	2000	1	3	2	2	3	3	4	1	2	2	0	0	23.1	15.665	38.765	84.595
					2	2	4	1	2	3	2	3	3	10	0	19.8	15.730	45.830		
28.	#863	WECHSLER	SUI	2001	1	1	0	2	2	2	3	2	2	2	0	0	24.9	15.140	40.040	84.585
					2	3	3	4	3	3	4	2	2	2	1	0	21.3	14.245	44.545	
29.	#678	LI	POR	2001	1	2	2	2	2	2	2	1	2	3	1	0	24.0	14.885	38.885	84.360
					3	2	3	3	2	3	3	2	2	3	1	0	21.9	14.475	45.475	
30.	#562	GARCIA GARCIA	MEX	2000	2	1	2	2	2	2	1	2	2	1	5	0	23.4	15.330	38.730	83.880
					3	2	2	2	3	4	3	3	3	4	1	0	21.0	14.150	45.150	
31.	#277	TUJULA	FIN	2001	2	2	3	2	2	3	2	2	2	1	1	0	23.4	14.960	38.360	83.815
					2	3	3	2	2	3	2	2	2	3	0	0	22.8	14.455	45.455	
32.	#605	FAAS	NED	2000	2	2	2	3	2	3	2	2	2	2	0	0	23.4	15.235	38.635	83.150
					4	3	3	2	3	3	3	3	3	3	1	0	20.7	14.615	44.515	
33.	#269	KAASIK	EST	2000	2	2	2	2	3	3	2	1	3	2	0	0	23.4	15.450	38.850	82.970
					3	3	3	4	3	3	3	2	3	4	1	0	20.4	15.020	44.120	
34.	#429	STAIBER	GER	2001	2	1	0	3	3	3	3	2	2	3	0	0	23.4	14.630	38.030	82.715
					2	3	3	3	3	3	2	3	3	2	0	0	21.9	13.885	44.685	

35.	#104	SOARES MATIAS	Milena	 BRA	2000	2	2	3	2	2	3	3	3	3	3	3	1	0	21.9	15.560	37.460	81.735
						3	3	4	3	3	2	3	3	3	4	1	0	20.4	8.7	15.175	44.275	
36.	#677	MARIANITO NUNES	Catarina	 POR	2000	3	3	3	3	3	2	2	1	2	2	2	0	22.2	15.185	37.385	81.610	
						2	2	3	2	1	3	4	3	3	3	1	0	21.9	7.8	14.525	44.225	
37.	#692	ZURRAPA BALSAS	Mariana	 POR	2000	2	2	2	3	3	2	3	1	3	3	0	0	22.8	14.515	37.315	81.385	
						3	3	3	3	2	2	3	2	3	3	1	0	21.6	8.1	14.370	44.070	
38.	#886	AYDIN	Sude	 TUR	2001	1	4	3	3	3	3	1	2	2	2	1	0	22.5	14.385	36.885	80.170	
						2	1	2	2	2	3	2	2	2	3	10	0	20.7	8.1	14.485	43.285	
39.	#106	SILVA RODRIGUES	Maria	 BRA	2000	2	2	2	3	3	3	4	4	3	5	0	0	20.7	15.105	35.805	78.800	
						2	3	3	4	3	4	4	4	4	5	0	0	19.2	9.7	14.095	42.995	
40.	#107	MOREIRA DE SOUZA E SOUZA	Maria Vitoria	 BRA	2001	3	3	2	3	3	2	3	3	2	2	0	0	22.2	13.145	35.345	76.495	
						3	3	4	3	3	3	3	3	3	3	0	0	20.7	7.7	12.750	41.150	
41.	#490	OKADA	Ami	 JPN	2000	0	1	1	1	2	2	2	1	1	2	1	0	25.8	15.745	41.545	75.805	
						3	3	3	3	3	4	3				0	14.4	9.2	10.660	34.260		
42.	#462	KERR	Zoe Margaret	 IRL	2001	3	3	2	2	3	3	4	4	3	4	0	10	17.7	14.190	31.890	71.350	
						3	4	4	4	4	4	4	4	4	4	2	0	17.7	8.0	13.760	39.460	
43.	#427	BUCHHOLZ	Charmaine	 GER	2000	1	1	1	2	2	1	2	2	2	1	0	0	25.5	15.920	41.420	65.030	
						3	2	3	4	4						0	10.2	5.7	7.710	23.610		
44.	#765	GOLOTA	Meri	 RUS	2000	1	1	1	1	1	1	1	0	0	0	0	0	27.9	16.470	44.370	60.075	
						1	2	2								0	7.5	3.4	4.805	15.705		
45.	#219	BULANDEROVA	Lucie	 CZE	2000	2	2	2	2	2	3	2	2	3	3	1	0	22.8	15.425	38.225	56.395	
						3	2	4	3							0	8.4	3.7	6.070	18.170		
46.	#862	HAKKAART	Lucia	 SUI	2000	2	1	0	1	2	2	3	3	3		10	18.9	13.520	32.420	56.135		
						3	3	3	4	2	4	5			0	13.8	9.915	23.715				
47.	#257	ROMERO ROSARIO	Noemi	 ESP	2000	1	1	2	1	1	1	2	1	2	2	0	0	25.8	15.350	41.150	46.340	
						3									0	2.1	1.5	1.590	5.190			
48.	#332	HORAN	Lucy	 GBR	2001	1	2	0	1	2	3	3	3	4	4	0	0	23.1	15.015	38.115	43.270	
						3									0	2.1	1.5	1.555	5.155			

Generated by sporttech.io official scoring system at Nov 14, 2014 2:49:01 PM. Live results at www.sporttech.io/explore.

