









							S1	S2	S3	S4	S5	S6	S7	S8	S9	S10	L	A	E	Diff.	Time	Total	Score
1.	#334	SONGHURST	Isabelle	 GBR	1999	2	2	2	1	3	1	2	3	2	2	2	0	0	24.0	12.1	15.825	51.925	51.925
2.	#494	MORI	Hikaru	 JPN	1999	2	2	3	2	3	3	3	3	3	3	2	0	0	22.2	13.6	15.580	51.380	51.380
3.	#770	NAUMENKO	Ksenia	 RUS	1998	3	1	2	2	2	2	2	2	1	2	1	0	24.0	10.9	15.715	50.615	50.615	
4.	#167	TAM	Rachel	 CAN	1998	2	1	3	3	4	3	2	3	2	3	1	0	21.9	13.5	14.640	50.040	50.040	
5.	#431	ROESLER	Aileen	 GER	1999	2	1	2	2	3	3	3	1	3	3	1	0	22.8	11.6	15.295	49.695	49.695	
6.	#493	KIRYU	Risa	 JPN	1998	2	2	2	2	3	4	4					0	15.3	9.0	10.640	34.940	34.940	
7.	#914	GALLAGHER	Maggie	 USA	1998	2	3	2									0	6.9	4.4	4.920	16.220	16.220	
8.	#166	METHOT	Sophiane	 CAN	1998	2											0	2.4	1.5	1.575	5.475	5.475	

Generated by sporttech.io official scoring system at **Nov 15, 2014 7:25:53 PM**. Live results at www.sporttech.io/explore.

