











Team Results

Rank	Name	NOC Code									Total
			D E	Total Rk. Pen.	D E	Total Rk. Pen.	D E	Total Rk. Pen.	D E	Total Rk. Pen.	
1	Japan	JPN	28.650		27.600		25.950		26.250		108.450
	HATAKEDA Hitomi				5.7 8.150	13.850 1	5.3 7.800	13.100 1	5.0 8.000	13.000 4	39.950
	SUGIHARA Aiko		5.0 9.100	14.100 4		5.5 7.350	12.850 5	5.1 8.150	13.250 2		40.200
	TERAMOTO Asuka		5.8 8.750	14.550 2	5.5 8.250	13.750 2					28.300
2	Russia	RUS	28.950		27.100		25.150		26.250		107.450
	AKHAIMOVA Liliia		5.8 8.600	14.400 3		4.8 7.500	12.300 11	5.8 7.650	13.350 1	0.100	40.050
	NABIEVA Tatiana		5.4 9.150	14.550 1	5.5 8.300	13.500 4	0.300				28.050
	PEREBINOSOVA Uliana				5.6 8.000	13.600 3	4.9 7.950	12.850 2	4.9 8.000	12.900 5	39.350
3	Italy	ITA	26.900		26.000		25.700		24.900		103.500
	FERLITO Carlotta		4.6 9.000	13.600 10		5.3 7.550	12.850 3	5.2 8.000	13.200 3		39.650
	MORI Lara				5.1 7.450	12.550 11	5.4 7.450	12.850 4	5.4 6.600	11.700 15	37.100
	RIZZELLI Martina		4.6 8.700	13.300 16	5.3 8.150	13.450 5					26.750







Team Results





Rank	Name	NOC Code									Total	
			D E	Total Rk. Pen.	D E	Total Rk. Pen.	D E	Total Rk. Pen.	D E	Total Rk. Pen.		
4	Canada	CAN	25.500		24.650		24.050		23.500		97.700	
	DOWLING Jessica		4.6 8.400	13.000 22	5.3 7.650	12.950 8	5.0 7.450	12.450 8	4.6 7.700	12.300 7	50.700	
	FISCHER Alana										0.000	
	PEDRICK Denelle		5.4 7.400	12.500 36	4.0 7.700	11.700 21	4.6 7.000	11.600 19	4.3 6.900	11.200 25	47.000	
5	Chinese Taipei	TPE	27.075		22.800		22.850		23.500		96.225	
	CHEN Feng-Chih					4.0 7.350	11.350 30	3.5 7.600	11.100 24	3.9 7.450	11.350 23	33.800
	FANG Ko-Ching		4.6 8.975	13.575 11	4.1 7.350	11.450 28	4.8 6.950	11.750 17	4.6 7.550	12.150 8	48.925	
	WU Sing-Fen		4.8 8.700	13.500 12							13.500	
6	Korea	KOR	25.850		22.750		23.350		21.700		93.650	
	GOO Laewon						4.5 6.850	11.350 21			11.350	
	KIM Chaeyeon		4.0 8.500	12.500 34	4.7 6.500	11.200 31			4.1 6.850	10.950 29	34.650	
	YANG Semi		4.6 8.750	13.350 14	4.2 7.350	11.550 23	5.0 7.000	12.000 14	4.7 6.050	10.750 33	47.650	



Team Results





Rank	Name	NOC Code									Total
			D E	Total Rk. Pen.	D E	Total Rk. Pen.	D E	Total Rk. Pen.	D E	Total Rk. Pen.	
7	Finland	FIN	25.750		22.450		22.850		21.300		92.350
	LEINONEN Maija		4.2 8.700	12.900 23	4.1 7.400	10.500 34	4.7 7.350	12.050 13	4.2 7.300	11.500 19	46.950
	OJALA Rosanna		4.2 8.650	12.850 24	4.3 7.650	11.950 18	4.3 6.600	10.800 30	4.4 5.700	9.800 40	45.400

LEGEND

 Floor exercises	 Balance beam	 Uneven bars	 Vault
E Execution	D Difficulty	Rk. Ranking	Pen Penalty







All-Around Results

Rank	BIB	Name	NOC Code													Total	
				D E	Total Pen.	Rk.	D E	Total Pen.	Rk.	D E	Total Pen.	Rk.	D E	Total Pen.	Rk.		
1	221	HATAKEDA Hitomi	JPN	5.0 8.850	13.850 0.000	5 8.150	5.7 0.000	13.850 0.000	1 7.800	5.3 0.000	13.100 8.000	1 0.000	5.0 0.000	13.000 0.000	4	53.800	Q
2	237	AKHAIMOVA Liliia	RUS	5.8 8.600	14.400 0.000	3 7.550	5.4 0.000	12.950 0.000	9 7.500	4.8 0.000	12.300 7.650	11 -0.100	5.8 0.000	13.350 -0.100	1	53.000	Q
3	239	PEREBINOSOVA Uliana	RUS	4.6 9.050	13.650 0.000	8 8.000	5.6 0.000	13.600 0.000	3 7.950	4.9 0.000	12.850 8.000	2 0.000	4.9 0.000	12.900 0.000	5	53.000	Q
4	222	SUGIHARA Aiko	JPN	5.0 9.100	14.100 0.000	4 7.150	5.3 0.000	12.450 0.000	14 7.350	5.5 0.000	12.850 8.150	5 0.000	5.1 0.000	13.250 0.000	2	52.650	Q
5	223	TERAMOTO Asuka	JPN	5.8 8.750	14.550 0.000	2 8.250	5.5 0.000	13.750 0.000	2 7.200	5.4 0.000	12.600 6.750	7 -0.100	5.0 0.000	11.650 -0.100	17	52.550	
6	205	DOWLING Jessica	CAN	4.6 8.400	13.000 0.000	22 7.650	5.3 0.000	12.950 0.000	8 7.450	5.0 0.000	12.450 7.700	8 0.000	4.6 0.000	12.300 0.000	7	50.700	Q
7	219	MORI Lara	ITA	4.6 8.600	13.200 0.000	20 7.450	5.1 0.000	12.550 0.000	11 7.450	5.4 0.000	12.850 6.600	4 -0.300	5.4 0.000	11.700 -0.300	15	50.300	Q
8	232	GEURTS Elze	NED	5.0 8.850	13.850 0.000	5 7.650	4.8 0.000	12.450 0.000	12 7.650	4.4 0.000	12.050 7.700	12 -0.100	4.3 0.000	11.900 -0.100	12	50.250	Q
9	248	FEDOROVA Yana	UKR	4.6 9.050	13.650 0.000	8 7.800	5.0 0.000	12.800 0.000	10 6.750	4.9 0.000	11.650 7.450	18 0.000	4.2 0.000	11.650 0.000	16	49.750	Q
10	240	MOKOSOVA Barbora	SVK	4.0 8.650	12.650 0.000	27 7.900	5.1 0.000	13.000 0.000	7 7.800	4.6 0.000	12.400 7.700	9 0.000	3.5 0.000	11.200 0.000	24	49.250	Q
11	203	MAENNERSDORFER Marlies	AUT	4.0 8.600	12.600 0.000	30 7.600	4.6 0.000	12.200 0.000	15 7.500	4.9 0.000	12.400 7.800	10 0.000	4.2 0.000	12.000 0.000	10	49.200	Q







All-Around Results

Rank	BIB	Name	NOC Code													Total	
				D	Total Pen.	Rk.	D	Total Pen.	Rk.	D	Total Pen.	Rk.	D	Total Pen.	Rk.		
12	230	ABDUL HADI Farah Ann	MAS	4.6	13.450	13	5.0	11.550	25	4.7	11.450	20	4.8	12.550	6	49.000	Q
				8.850	0.000	6.550	0.000	6.750	0.000	7.750	0.000						
13	244	FANG Ko-Ching	TPE	4.6	13.575	11	4.1	11.450	28	4.8	11.750	17	4.6	12.150	8	48.925	Q
				8.975!	0.000	7.350	0.000	6.950	0.000	7.550	0.000						
14	247	MUTLU Demet	TUR	4.6	13.300	16	4.6	12.200	15	4.2	11.000	26	4.1	11.400	22	47.900	Q
				8.700	0.000	7.600	0.000	6.800	0.000	7.300	0.000						
15	228	YANG Semi	KOR	4.6	13.350	14	4.2	11.550	23	5.0	12.000	14	4.7	10.750	33	47.650	Q
				8.750	0.000	7.350	0.000	7.000	0.000	6.050	0.000						
16	235	PITREZ CARVALHO Mariana	POR	4.0	12.550	31	4.5	11.800	20	4.9	10.950	28	4.5	11.800	14	47.100	Q
				8.550	0.000	7.300	0.000	6.050	0.000	7.300	0.000						
17	207	PEDRICK Denelle	CAN	5.4	12.500	36	4.0	11.700	21	4.6	11.600	19	4.3	11.200	25	47.000	Q
				7.400	-0.300	7.700	0.000	7.000	0.000	6.900	0.000						
18	211	LEINONEN Maija	FIN	4.2	12.900	23	4.1	10.500	34	4.7	12.050	13	4.2	11.500	19	46.950	Q
				8.700	0.000	7.400	-1.000	7.350	0.000	7.300	0.000						
19	208	MURILLO Mariangeles	CRC	4.6	12.800	25	4.3	11.900	19	4.3	10.700	34	4.3	11.550	18	46.950	Q
				8.200	0.000	7.600	0.000	6.500!	-0.100	7.250	0.000						
20	236	CIURUSNIUC Daniela	ROU	4.6	13.100	21	4.4	11.450	29	4.5	11.300	22	4.5	10.600	36	46.450	R1
				8.600	-0.100	7.050	0.000	6.800	0.000	6.100	0.000						
21	233	NYGAARD Thea Mille	NOR	4.0	12.750	26	4.3	11.500	26	4.3	10.750	31	4.0	11.400	21	46.400	R2
				8.750	0.000	7.200	0.000	6.450	0.000	7.400	0.000						
22	243	CHEN Feng-Chih	TPE	4.0	12.400	38	4.0	11.350	30	3.5	11.100	24	3.9	11.350	23	46.200	R3
				8.700	-0.300	7.350	0.000	7.600	0.000	7.450	0.000						







All-Around Results

Rank	BIB	Name	NOC Code													Total
				D	Total Pen.	Rk.	D	Total Pen.	Rk.	D	Total Pen.	Rk.	D	Total Pen.	Rk.	
23	201	PIETRANTUONO Romina	ARG	3.7	12.200	41	3.9	11.600	22	4.4	11.100	25	4.1	11.150	26	46.050
				8.500	0.000	7.700	0.000	6.700	0.000	7.150	-0.100					
24	245	WU Sing-Fen	TPE	4.8	13.500	12	2.3	10.350	35	4.4	10.950	27	4.2	11.150	27	45.950
				8.700	0.000	8.050	0.000	6.550	0.000	6.950	0.000					
25	224	BAUYRZHANOVA Aida	KAZ	3.7	12.200	41	3.5	9.875	37	4.7	11.850	15	4.7	11.900	13	45.825
				8.500	0.000	6.375!	0.000	7.150	0.000	7.200	0.000					
26	200	PALMOU Felicitas	ARG	3.7	12.300	39	4.5	12.000	17	4.3	9.400	41	4.3	12.000	11	45.700
				8.600	0.000	7.500	0.000	5.100	0.000	7.700	0.000					
27	212	OJALA Rosanna	FIN	4.2	12.850	24	4.3	11.950	18	4.3	10.800	30	4.4	9.800	40	45.400
				8.650	0.000	7.650	0.000	6.600	-0.100	5.700	-0.300					
28	227	KIM Chaeyeon	KOR	4.0	12.500	34	4.7	11.200	31	4.6	10.500	35	4.1	10.950	29	45.150
				8.500	0.000	6.500!	0.000	5.900	0.000	6.850	0.000					
29	215	AL-SALTY Dalia	HUN	3.7	12.200	41	4.3	11.550	24	4.7	10.050	38	4.5	10.750	32	44.550
				8.500	0.000	7.250	0.000	5.350	0.000	6.250	0.000					
30	202	FRYSAK Bianca	AUT	4.0	12.650	27	3.9	10.650	33	4.8	9.400	42	4.2	10.650	34	43.350
				8.650	0.000	6.750	0.000	4.600	0.000	6.450	0.000					
31	231	TAN Ing Yueh	MAS	4.6	13.350	14	3.1	8.800	40	4.6	10.250	36	4.6	10.800	31	43.200
				8.750	0.000	5.700	0.000	5.650	0.000	6.500	-0.300					
32	229	DUBOVA Anastasija	LAT	3.7	12.200	41	3.8	8.550	42	4.5	11.250	23	3.6	10.900	30	42.900
				8.500	0.000	4.750	0.000	6.750	0.000	7.300	0.000					
33	242	KING Sara	SLO	3.7	12.300	39	3.1	10.250	36	3.4	9.950	39	4.2	10.400	38	42.900
				8.600	0.000	7.150	0.000	6.550	0.000	6.300	-0.100					



All-Around Results

Rank	BIB	Name	NOC Code													Total
				D	Total Pen.	Rk.	D	Total Pen.	Rk.	D	Total Pen.	Rk.	D	Total Pen.	Rk.	
34	209	SALAS Heika Del Sol	CRC	3.5	11.950	47	5.1	11.500	27	4.7	9.775	40	3.8	9.450	41	42.675
				8.550	-0.100	6.400	0.000	5.075!	0.000	5.650	0.000					
35	225	CHUIKINA Yekaterina	KAZ	3.5	11.700	49	1.1	8.950	38	4.8	10.750	33	4.4	11.150	28	42.550
				8.500	-0.300	7.850	0.000	5.950	0.000	6.750	0.000					
36	226	GOO Laewon	KOR	4.0	12.450	37	2.9	8.550	41	4.5	11.350	21	4.1	10.050	39	42.400
				8.450	0.000	5.650	0.000	6.850	0.000	6.050	-0.100					
37	241	JUG Patricija	SLO	3.7	12.150	45	1.1	8.200	43	3.1	10.200	37	3.2	10.550	37	41.100
				8.450	0.000	7.100	0.000	7.100	0.000	7.350	0.000					
39	206	FISCHER Alana	CAN	3.5	11.900	48	3.0	8.950	39	3.7	9.050	43	3.9	9.350	42	39.250
				8.400	0.000	5.950	0.000	5.350	0.000	5.450	0.000					
43	238	NABIEVA Tatiana	RUS	5.4	14.550	1	5.5	13.500	4		DNS	0		DNS	0	DNF
				9.150!	0.000	8.300	-0.300			0.000			0.000			
47	246	MOROVA Ekin	TUR	4.0	12.500	34	4.1	10.850	32		DNS	0		DNS	0	DNF
				8.500	0.000	6.750	0.000			0.000			0.000			

LEGEND



Floor exercises



Balance beam



Uneven bars



Vault

E Execution

D Difficulty

Rk. Ranking

Pen Penalty

Results By Apparatus

U

Rank	Bib	Name	NOC	Vault	E	D	Penalty	Vault Score	Total
1	238	NABIEVA Tatiana	RUS	1	9.050	5.4	0.000	14.550 *	14.050 Q
				2	8.750	4.8	0.000	13.550	
2	237	AKHAIMOVA Liliia	RUS	1	8.600	5.8	0.000	14.400	13.425 Q
				2	7.550	5.2	-0.300	12.450	
3	248	FEDOROVA Yana	UKR	1	9.050	4.6	0.000	13.650	13.350 Q
				2	9.050	4.0	0.000	13.050	
4	217	IRFANALUTHFI Rifda	INA	1	8.800	4.4	0.000	13.200	13.350 Q
				2	8.900	4.6	0.000	13.500	
5	231	TAN Ing Yueh	MAS	1	8.750	4.6	0.000	13.350	13.350 Q
				2	8.750	4.6	0.000	13.350	
6	204	NEKRASOVA Marina	AZE	1	7.550	5.4	-0.300	12.650	13.325 Q
				2	8.800	5.2	0.000	14.000	
7	232	GEURTS Elze	NED	1	8.850	5.0	0.000	13.850	13.300 Q
				2	8.550	4.2	0.000	12.750	
8	244	FANG Ko-Ching	TPE	1	8.850	4.6	0.000	13.575 *	13.187 Q
				2	8.700	4.2	-0.100	12.800	
9	245	WU Sing-Fen	TPE	1	8.700	4.8	0.000	13.500	13.150 R1
				2	8.500	4.4	-0.100	12.800	
10	207	PEDRICK Denelle	CAN	1	7.400	5.4	-0.300	12.500	12.800 R2
				2	8.500	4.6	0.000	13.100	
11	214	CHAN Tsz Sum	HKG	1	8.650	4.6	0.000	13.250	12.725 R3
				2	8.500	3.7	0.000	12.200	
12	228	YANG Semi	KOR	1	8.750	4.6	0.000	13.350	12.600
				2	7.450	4.4	0.000	11.850	
13	235	PITREZ CARVALHO	POR	1	8.550	4.0	0.000	12.550	12.575
				2	8.500	4.1	0.000	12.600	

Results By Apparatus

⌚

Rank	Bib	Name	NOC	Vault	E	D	Penalty	Vault Score	Total
14	213	BERGER Janine	GER	1	8.800	4.8	0.000	13.700 *	12.500
				2	7.400	4.0	-0.100	11.300	
15	210	KAJIC Ema	CRO	1	8.600	3.5	0.000	12.100	12.450
				2	8.400	4.4	0.000	12.800	
16	234	TODD Caitlin	NZL	1	8.550	4.0	0.000	12.550	12.400
				2	8.550	3.7	0.000	12.250	
17	216	ARMARTIANI	INA	1	8.550	4.0	0.000	12.550	12.375
				2	8.500	3.7	0.000	12.200	
18	246	MOROVA Ekin	TUR	1	8.500	4.0	0.000	12.500	12.275
				2	8.550	3.5	0.000	12.050	
19	241	JUG Patricija	SLO	1	8.450	3.7	0.000	12.150	11.400
				2	8.650	2.0	0.000	10.650	

NOTE The 8 highest ranked participants in the qualifying competition per apparatus will qualify for the apparatus finals. A maximum number of 2 participant(s) per National Federation are allowed in these finals. 3 reserve participant(s) will be nominated for each final. Asterisk sign (*) at Vault Score informs that Execution Reference was applied.

LEGEND

⌚ Vault

D Difficulty

E Execution

Results By Apparatus



Rank	Bib	Name	NOC	E	D	Penalty	Total	
1	221	HATAKEDA Hitomi	JPN	8.150	5.7	0.000	13.850	Q
2	223	TERAMOTO Asuka	JPN	8.250	5.5	0.000	13.750	Q
3	239	PEREBINOSOVA Uliana	RUS	8.000	5.6	0.000	13.600	Q
4	238	NABIEVA Tatiana	RUS	8.300	5.5	-0.300	13.500	Q
5	220	RIZZELLI Martina	ITA	8.150	5.3	0.000	13.450	Q
6	213	BERGER Janine	GER	7.650	5.6	0.000	13.250	Q
7	240	MOKOSOVA Barbora	SVK	7.900	5.1	0.000	13.000	Q
8	205	DOWLING Jessica	CAN	7.650	5.3	0.000	12.950	Q
9	237	AKHAIMOVA Liliia	RUS	7.550	5.4	0.000	12.950	
10	248	FEDOROVA Yana	UKR	7.800	5.0	0.000	12.800	R1
11	219	MORI Lara	ITA	7.450	5.1	0.000	12.550	R2
12	232	GEURTS Elze	NED	7.650	4.8	0.000	12.450	R3
13	249	OSIPOVA Valeriia	UKR	7.450	5.0	0.000	12.450	
14	222	SUGIHARA Aiko	JPN	7.150	5.3	0.000	12.450	
15	203	MAENNERSDORFER Marlies	AUT	7.600	4.6	0.000	12.200	
15	247	MUTLU Demet	TUR	7.600	4.6	0.000	12.200	
17	200	PALMOU Felicitas	ARG	7.500	4.5	0.000	12.000	
18	212	OJALA Rosanna	FIN	7.650	4.3	0.000	11.950	
19	208	MURILLO Mariangeles	CRC	7.600	4.3	0.000	11.900	
20	235	PITREZ CARVALHO Mariana	POR	7.300	4.5	0.000	11.800	
21	207	PEDRICK Denelle	CAN	7.700	4.0	0.000	11.700	
22	201	PIETRANTUONO Romina	ARG	7.700	3.9	0.000	11.600	
23	228	YANG Semi	KOR	7.350	4.2	0.000	11.550	
24	215	AL-SALTY Dalia	HUN	7.250	4.3	0.000	11.550	
25	230	ABDUL HADI Farah Ann	MAS	6.550	5.0	0.000	11.550	
26	233	NYGAARD Thea Mille	NOR	7.200	4.3	0.000	11.500	
27	209	SALAS Heika Del Sol	CRC	6.400	5.1	0.000	11.500	
28	244	FANG Ko-Ching	TPE	7.350	4.1	0.000	11.450	
29	236	CIURUSNIUC Daniela	ROU	7.050	4.4	0.000	11.450	

Results By Apparatus



Rank	Bib	Name	NOC	E	D	Penalty	Total
30	243	CHEN Feng-Chih	TPE	7.350	4.0	0.000	11.350
31	227	KIM Chaeyeon	KOR	6.500	4.7	0.000	11.200*
32	246	MOROVA Ekin	TUR	6.750	4.1	0.000	10.850
33	202	FRYSAK Bianca	AUT	6.750	3.9	0.000	10.650
34	211	LEINONEN Maija	FIN	7.400	4.1	-1.000	10.500
35	245	WU Sing-Fen	TPE	8.050	2.3	0.000	10.350
36	242	KING Sara	SLO	7.150	3.1	0.000	10.250
37	224	BAUYRZHANOVA Aida	KAZ	6.375	3.5	0.000	9.875*
38	225	CHUIKINA Yekaterina	KAZ	7.850	1.1	0.000	8.950
39	206	FISCHER Alana	CAN	5.950	3.0	0.000	8.950
40	231	TAN Ing Yueh	MAS	5.700	3.1	0.000	8.800
41	226	GOO Laewon	KOR	5.650	2.9	0.000	8.550
42	229	DUBOVA Anastasija	LAT	4.750	3.8	0.000	8.550
43	241	JUG Patricija	SLO	7.100	1.1	0.000	8.200

NOTE The 8 highest ranked participants in the qualifying competition per apparatus will qualify for the apparatus finals. A maximum number of 2 participant(s) per National Federation are allowed in these finals. 3 reserve participant(s) will be nominated for each final. Asterisk sign (*) at Total Score informs that Execution Reference was applied.

LEGEND

 Uneven bars

D Difficulty

E Execution

Exclamation sign (!) indicates that Execution Reference was involved in calculation.

Results By Apparatus



Rank	Bib	Name	NOC	E	D	Penalty	Total	
1	221	HATAKEDA Hitomi	JPN	7.800	5.3	0.000	13.100	Q
2	239	PEREBINOSOVA Uliana	RUS	7.950	4.9	0.000	12.850	Q
3	218	FERLITO Carlotta	ITA	7.550	5.3	0.000	12.850	Q
4	219	MORI Lara	ITA	7.450	5.4	0.000	12.850	Q
5	222	SUGIHARA Aiko	JPN	7.350	5.5	0.000	12.850	Q
6	256	Yan Yin NG	HKG	7.800	5.0	0.000	12.800	Q
7	223	TERAMOTO Asuka	JPN	7.200	5.4	0.000	12.600	
8	205	DOWLING Jessica	CAN	7.450	5.0	0.000	12.450	Q
9	240	MOKOSOVA Barbora	SVK	7.800	4.6	0.000	12.400	Q
10	203	MAENNERSDORFER Marlies	AUT	7.500	4.9	0.000	12.400	R1
11	237	AKHAIMOVA Liliia	RUS	7.500	4.8	0.000	12.300	R2
12	232	GEURTS Elze	NED	7.650	4.4	0.000	12.050	R3
13	211	LEINONEN Maija	FIN	7.350	4.7	0.000	12.050	
14	228	YANG Semi	KOR	7.000	5.0	0.000	12.000	
15	224	BAUYRZHANOVA Aida	KAZ	7.150	4.7	0.000	11.850	
16	204	NEKRASOVA Marina	AZE	6.950	5.0	-0.100	11.850	
17	244	FANG Ko-Ching	TPE	6.950	4.8	0.000	11.750	
18	248	FEDOROVA Yana	UKR	6.750	4.9	0.000	11.650	
19	207	PEDRICK Denelle	CAN	7.000	4.6	0.000	11.600	
20	230	ABDUL HADI Farah Ann	MAS	6.750	4.7	0.000	11.450	
21	226	GOO Laewon	KOR	6.850	4.5	0.000	11.350	
22	236	CIURUSNIUC Daniela	ROU	6.800	4.5	0.000	11.300	
23	229	DUBOVA Anastasija	LAT	6.750	4.5	0.000	11.250	
24	243	CHEN Feng-Chih	TPE	7.600	3.5	0.000	11.100	
25	201	PIETRANTUONO Romina	ARG	6.700	4.4	0.000	11.100	
26	247	MUTLU Demet	TUR	6.800	4.2	0.000	11.000	
27	245	WU Sing-Fen	TPE	6.550	4.4	0.000	10.950	
28	235	PITREZ CARVALHO Mariana	POR	6.050	4.9	0.000	10.950	
29	217	IRFANALUTHFI Rifda	INA	6.000	4.9	0.000	10.900	


Results By Apparatus



Rank	Bib	Name	NOC	E	D	Penalty	Total
30	212	OJALA Rosanna	FIN	6.600	4.3	-0.100	10.800
31	233	NYGAARD Thea Mille	NOR	6.450	4.3	0.000	10.750
32	234	TODD Caitlin	NZL	6.350	4.4	0.000	10.750
33	225	CHUIKINA Yekaterina	KAZ	5.950	4.8	0.000	10.750
34	208	MURILLO Mariangeles	CRC	6.500	4.3	-0.100	10.700*
35	227	KIM Chaeyeon	KOR	5.900	4.6	0.000	10.500
36	231	TAN Ing Yueh	MAS	5.650	4.6	0.000	10.250
37	241	JUG Patricija	SLO	7.100	3.1	0.000	10.200
38	215	AL-SALTY Dalia	HUN	5.350	4.7	0.000	10.050
39	242	KING Sara	SLO	6.550	3.4	0.000	9.950
40	209	SALAS Heika Del Sol	CRC	5.075	4.7	0.000	9.775*
41	200	PALMOU Felicitas	ARG	5.100	4.3	0.000	9.400
42	202	FRYSAK Bianca	AUT	4.600	4.8	0.000	9.400
43	206	FISCHER Alana	CAN	5.350	3.7	0.000	9.050
44	216	ARMARTIANI Armartiani	INA	5.200	3.8	0.000	9.000
	246	MOROVA Ekin	TUR			0.000	DNS
	238	NABIEVA Tatiana	RUS			0.000	DNS

NOTE The 8 highest ranked participants in the qualifying competition per apparatus will qualify for the apparatus finals. A maximum number of 2 participant(s) per National Federation are allowed in these finals. 3 reserve participant(s) will be nominated for each final. Asterisk sign (*) at Total Score informs that Execution Reference was applied.

LEGEND

 Balance beam **D** Difficulty **E** Execution
Exclamation sign (!) indicates that Execution Reference was involved in calculation.

Results By Apparatus



Rank	Bib	Name	NOC	E	D	Penalty	Total	
1	237	AKHAIMOVA Lillia	RUS	7.650	5.8	-0.100	13.350	Q
2	222	SUGIHARA Aiko	JPN	8.150	5.1	0.000	13.250	Q
3	218	FERLITO Carlotta	ITA	8.000	5.2	0.000	13.200	Q
4	221	HATAKEDA Hitomi	JPN	8.000	5.0	0.000	13.000	Q
5	239	PEREBINOSOVA Uliana	RUS	8.000	4.9	0.000	12.900	Q
6	230	ABDUL HADI Farah Ann	MAS	7.750	4.8	0.000	12.550	Q
7	205	DOWLING Jessica	CAN	7.700	4.6	0.000	12.300	Q
8	244	FANG Ko-Ching	TPE	7.550	4.6	0.000	12.150	Q
9	217	IRFANALUTHFI Rifda	INA	7.650	4.4	0.000	12.050	R1
10	203	MAENNERSDORFER Marlies	AUT	7.800	4.2	0.000	12.000	R2
11	200	PALMOU Felicitas	ARG	7.700	4.3	0.000	12.000	R3
12	232	GEURTS Elze	NED	7.700	4.3	-0.100	11.900	
13	224	BAUYRZHANOVA Aida	KAZ	7.200	4.7	0.000	11.900	
14	235	PITREZ CARVALHO Mariana	POR	7.300	4.5	0.000	11.800	
15	219	MORI Lara	ITA	6.600	5.4	-0.300	11.700	
16	248	FEDOROVA Yana	UKR	7.450	4.2	0.000	11.650	
17	223	TERAMOTO Asuka	JPN	6.750	5.0	-0.100	11.650	
18	208	MURILLO Mariangeles	CRC	7.250	4.3	0.000	11.550	
19	211	LEINONEN Maija	FIN	7.300	4.2	0.000	11.500	
20	234	TODD Caitlin	NZL	7.200	4.3	0.000	11.500	
21	233	NYGAARD Thea Mille	NOR	7.400	4.0	0.000	11.400	
22	247	MUTLU Demet	TUR	7.300	4.1	0.000	11.400	
23	243	CHEN Feng-Chih	TPE	7.450	3.9	0.000	11.350	
24	240	MOKOSOVA Barbora	SVK	7.700	3.5	0.000	11.200	
25	207	PEDRICK Denelle	CAN	6.900	4.3	0.000	11.200	
26	201	PIETRANTUONO Romina	ARG	7.150	4.1	-0.100	11.150	
27	245	WU Sing-Fen	TPE	6.950	4.2	0.000	11.150	
28	225	CHUIKINA Yekaterina	KAZ	6.750	4.4	0.000	11.150	
29	227	KIM Chaeyeon	KOR	6.850	4.1	0.000	10.950	

Results By Apparatus



Rank	Bib	Name	NOC	E	D	Penalty	Total
30	229	DUBOVA Anastasija	LAT	7.300	3.6	0.000	10.900
31	231	TAN Ing Yueh	MAS	6.500	4.6	-0.300	10.800
32	215	AL-SALTY Dalia	HUN	6.250	4.5	0.000	10.750
33	228	YANG Semi	KOR	6.050	4.7	0.000	10.750
34	202	FRYSAK Bianca	AUT	6.450	4.2	0.000	10.650
35	216	ARMARTIANI Armartiani	INA	6.400	4.2	0.000	10.600
36	236	CIURUSNIUC Daniela	ROU	6.100	4.5	0.000	10.600
37	241	JUG Patricija	SLO	7.350	3.2	0.000	10.550
38	242	KING Sara	SLO	6.300	4.2	-0.100	10.400
39	226	GOO Laewon	KOR	6.050	4.1	-0.100	10.050
40	212	OJALA Rosanna	FIN	5.700	4.4	-0.300	9.800
41	209	SALAS Heika Del Sol	CRC	5.650	3.8	0.000	9.450
42	206	FISCHER Alana	CAN	5.450	3.9	0.000	9.350
	246	MOROVA Ekin	TUR			0.000	DNS
	238	NABIEVA Tatiana	RUS			0.000	DNS





NOTE The 8 highest ranked participants in the qualifying competition per apparatus will qualify for the apparatus finals. A maximum number of 2 participant(s) per National Federation are allowed in these finals. 3 reserve participant(s) will be nominated for each final. Asterisk sign (*) at Total Score informs that Execution Reference was applied.

LEGEND

◇ Floor exercises **D** Difficulty **E** Execution
Exclamation sign (!) indicates that Execution Reference was involved in calculation.







All-Around Results

Rank	BIB	Name	NOC Code													Total
				D	Total Pen.	Rk.	D	Total Pen.	Rk.	D	Total Pen.	Rk.	D	Total Pen.	Rk.	
1	221	HATAKEDA Hitomi	JPN	5.0 9.075!	14.075 0.000	3 8.100	5.7 0.000	13.800 0.000	2 7.600	5.4 0.000	13.000 0.000	1 8.050	5.0 0.000	13.050 0.000	3	53.925
2	239	PEREBINOSOVA Uliana	RUS	4.6 9.000	13.500 -0.100	6 8.250	6.1 0.000	14.350 0.000	1 7.200	4.9 0.000	12.100 0.000	5 8.050	4.7 0.000	12.750 0.000	4	52.700
3	237	AKHAIMOVA Liliia	RUS	5.8 8.750	14.550 0.000	1 7.700	5.4 0.000	13.100 0.000	3 7.750	5.0 0.000	12.750 0.000	2 6.500	5.8 0.000	12.300 0.000	7	52.700
4	222	SUGIHARA Aiko	JPN	5.0 9.000	14.000 0.000	4 7.450	5.2 0.000	12.650 0.000	7 6.900	5.7 0.000	12.600 0.000	3 7.900	5.3 0.000	13.200 0.000	1	52.450
5	219	MORI Lara	ITA	4.6 8.650	13.250 0.000	11 7.500	5.2 0.000	12.700 0.000	5 7.250	5.3 0.000	12.550 0.000	4 7.800	5.5 -0.100	13.200 0.000	2	51.700
6	248	FEDOROVA Yana	UKR	4.6 8.900	13.500 0.000	7 7.700	5.0 0.000	12.700 0.000	4 6.700	5.3 0.000	12.000 0.000	9 7.550	4.3 0.000	11.850 0.000	11	50.050
7	207	PEDRICK Denelle	CAN	5.4 8.850	14.250 0.000	2 7.050	4.2 0.000	11.250 0.000	15 7.100	4.9 0.000	12.000 0.000	8 7.800	4.5 0.000	12.300 0.000	6	49.800
8	230	ABDUL HADI Farah Ann	MAS	4.6 8.800	13.400 0.000	9 7.550	5.1 0.000	12.650 0.000	6 6.650	4.6 0.000	11.250 0.000	14 7.750	4.8 -0.100	12.450 0.000	5	49.750
9	232	GEURTS Elze	NED	5.0 8.900!	13.900 0.000	5 7.050	5.0 0.000	12.050 0.000	10 7.400	4.4 0.000	11.800 0.000	10 7.600	4.3 -0.100	11.800 0.000	12	49.550
10	203	MAENNERSDORFER Marlies	AUT	4.0 8.650	12.650 0.000	17 7.850	4.6 0.000	12.450 0.000	8 6.500	4.8 0.000	11.300 0.000	12 7.850	4.2 0.000	12.050 0.000	8	48.450
11	211	LEINONEN Maija	FIN	4.2 8.850	13.050 0.000	14 7.850	4.1 0.000	11.950 0.000	11 6.750	4.7 0.000	11.450 0.000	11 7.600	4.3 0.000	11.900 0.000	10	48.350




All-Around Results

Rank	BIB	Name	NOC Code													Total
				D	Total Pen.	Rk.	D	Total Pen.	Rk.	D	Total Pen.	Rk.	D	Total Pen.	Rk.	
12	205	DOWLING Jessica	CAN	4.6	13.200	12	5.4	12.150	9	4.9	12.050	6	4.1	10.650	18	48.050
				8.600	0.000		6.750	0.000		7.150	0.000		6.550	0.000		
13	244	FANG Ko-Ching	TPE	4.6	13.500	7	4.1	11.750	13	4.8	10.900	16	4.7	11.200	16	47.350
				8.900	0.000		7.650	0.000		6.100	0.000		6.500	0.000		
14	236	CIURUSNIUC Daniela	ROU	4.6	13.200	12	4.3	11.150	17	4.5	11.200	15	4.4	11.750	13	47.300
				8.600	0.000		6.850	0.000		6.700	0.000		7.450	-0.100		
15	247	MUTLU Demet	TUR	4.6	12.900	16	4.6	11.200	16	4.7	11.275	13	4.2	11.550	14	46.925
				8.400	-0.100		6.600	0.000		6.575!	0.000		7.350	0.000		
16	228	YANG Semi	KOR	4.6	13.350	10	3.6	10.400	18	5.0	12.050	7	4.7	11.100	17	46.900
				8.750	0.000		6.800	0.000		7.050	0.000		6.500	-0.100		
17	208	MURILLO Mariangeles	CRC	4.6	13.000	15	4.3	11.850	12	4.6	9.550	18	4.3	11.250	15	45.650
				8.400	0.000		7.550	0.000		4.950	0.000		7.250	-0.300		
18	235	PITREZ CARVALHO Mariana	POR	3.5	11.700	18	4.5	11.500	14	4.9	9.700	17	4.6	12.050	9	44.950
				8.200!	0.000		7.000	0.000		4.800	0.000		7.450	0.000		

LEGEND



Floor exercises

 Balance beam

 Uneven bars

 Vault

E Execution

D Difficulty

Rk. Ranking

Pen Penalty