












# RESULTS

## INDO PACIFIC CHAMPIONSHIPS 2006

12/07/2006











TRAMPOLINE - 10-12 Years Male Finals		J1	J2	J3	J4	J5	Diff	Points	Pen	Total
1	 Toshiharu Kiguchi Japan	Rnd.1: 8.0 Rnd.2: 0.0	7.6 0.0	7.9 0.0	7.4 0.0	7.9 0.0	10.6	34.0 0.0		34.0
2	 Fumiya Yoshimura Japan	Rnd.1: 8.1 Rnd.2: 0.0	7.8 0.0	7.9 0.0	8.1 0.0	7.6 0.0	10.0	33.8 0.0		33.8
3	 Ryo Shiranuka Japan	Rnd.1: 8.4 Rnd.2: 0.0	8.0 0.0	8.0 0.0	8.3 0.0	8.3 0.0	8.8	33.4 0.0		33.4
4	 Kazuki Sakai Japan	Rnd.1: 8.1 Rnd.2: 0.0	7.9 0.0	8.0 0.0	8.1 0.0	7.8 0.0	8.3	32.3 0.0		32.3
5	 Kei Shiranuka Japan	Rnd.1: 7.8 Rnd.2: 0.0	7.6 0.0	7.8 0.0	8.2 0.0	7.9 0.0	7.6	31.1 0.0		31.1
6	 Shinya Nagata Japan	Rnd.1: 8.0 Rnd.2: 0.0	7.7 0.0	7.7 0.0	7.8 0.0	7.7 0.0	5.7	28.9 0.0		28.9
7	 Xolani Nxumalo South Africa	Rnd.1: 6.4 Rnd.2: 0.0	6.4 0.0	6.9 0.0	6.9 0.0	6.4 0.0	8.9	28.6 0.0		28.6
8	 Jan-Daniel du Preez South Africa	Rnd.1: 6.0 Rnd.2: 0.0	6.1 0.0	6.6 0.0	6.3 0.0	6.1 0.0	7.7	26.2 0.0		26.2
9	 Zander Biewenga South Africa	Rnd.1: 4.1 Rnd.2: 0.0	3.9 0.0	4.4 0.0	4.3 0.0	4.4 0.0	5.3	18.1 0.0		18.1



# RESULTS

## INDO PACIFIC CHAMPIONSHIPS 2006

12/07/2006











TRAMPOLINE - 13-14 Years Male Finals		J1	J2	J3	J4	J5	Diff	Points	Pen	Total
1	 Subaru Shintani Japan	Rnd.1: 8.9 Rnd.2: 0.0	8.6 0.0	8.6 0.0	8.8 0.0	8.7 0.0	12.0	38.1 0.0		38.1
2	 Kento Akai Japan	Rnd.1: 8.0 Rnd.2: 0.0	8.2 0.0	8.5 0.0	8.5 0.0	8.2 0.0	8.8	33.7 0.0		33.7
3	 Curtis Gerein Canada	Rnd.1: 7.5 Rnd.2: 0.0	7.5 0.0	7.7 0.0	7.4 0.0	7.5 0.0	11.0	33.5 0.0		33.5
4	 Shaun Swadling Australia	Rnd.1: 8.2 Rnd.2: 0.0	8.2 0.0	8.4 0.0	8.6 0.0	8.3 0.0	8.2	33.1 0.0		33.1
5	 Carel-David Rautenbach Namibia	Rnd.1: 7.2 Rnd.2: 7.2	7.6 0.0	7.5 0.0	7.2 0.0	7.1 0.0	10.9	32.8 0.0		32.8
6	 Nelson Murray Canada	Rnd.1: 7.7 Rnd.2: 0.0	7.3 0.0	7.4 0.0	7.5 0.0	7.5 0.0	10.0	32.4 0.0		32.4
7	 Fumiki Sato Japan	Rnd.1: 7.2 Rnd.2: 0.0	7.5 0.0	7.5 0.0	7.3 0.0	7.2 0.0	8.2	30.2 0.0		30.2
8	 Ryutaro Otani Japan	Rnd.1: 7.2 Rnd.2: 0.0	7.5 0.0	7.7 0.0	7.6 0.0	6.9 0.0	7.4	29.7 0.0		29.7
9	 Reinhard Huisamen South Africa	Rnd.1: 6.6 Rnd.2: 0.0	6.7 0.0	6.8 0.0	6.9 0.0	6.8 0.0	8.1	28.4 0.0		28.4
10	 Jun Ishii Japan	Rnd.1: 4.0 Rnd.2: 0.0	3.9 0.0	4.4 0.0	3.8 0.0	3.9 0.0	6.0	17.8 0.0		17.8



# RESULTS

## INDO PACIFIC CHAMPIONSHIPS 2006

12/07/2006











TRAMPOLINE - 15-16 Years Male Finals		J1	J2	J3	J4	J5	Diff	Points	Pen	Total
1	 <b>Jack Penny</b> Australia	Rnd.1: 8.2 Rnd.2: 0.0	7.6 0.0	7.8 0.0	7.4 0.0	8.0 0.0	12.0	35.4 0.0		35.4
2	 <b>Shohei Yamaguchi</b> Japan	Rnd.1: 8.1 Rnd.2: 0.0	7.8 0.0	8.0 0.0	7.5 0.0	7.9 0.0	11.2	34.9 0.0		34.9
3	 <b>Yuta Otonari</b> Japan	Rnd.1: 8.2 Rnd.2: 0.0	8.1 0.0	7.7 0.0	8.0 0.0	8.1 0.0	9.1	33.3 0.0		33.3
4	 <b>Tiaki Temiha</b> Australia	Rnd.1: 7.3 Rnd.2: 0.0	6.8 0.0	7.2 0.0	7.0 0.0	7.2 0.0	11.2	32.6 0.0		32.6
5	 <b>Matthew Wood</b> South Africa	Rnd.1: 6.7 Rnd.2: 0.0	6.9 0.0	7.0 0.0	7.3 0.0	7.2 0.0	10.5	31.6 0.0		31.6
6	 <b>Matthew Holt</b> New Zealand	Rnd.1: 7.4 Rnd.2: 0.0	6.6 0.0	6.7 0.0	6.8 0.0	6.9 0.0	9.1	29.5 0.0		29.5
7	 <b>Reece Thompson</b> Australia	Rnd.1: 5.7 Rnd.2: 0.0	5.3 0.0	5.8 0.0	5.4 0.0	5.3 0.0	11.2	27.6 0.0		27.6
8	 <b>Lucky Radebe</b> South Africa	Rnd.1: 3.3 Rnd.2: 0.0	3.1 0.0	3.4 0.0	3.1 0.0	3.3 0.0	7.2	16.9 0.0		16.9
9	 <b>Katsufumi Tasaki</b> Japan	Rnd.1: 0.8 Rnd.2: 0.0	0.7 0.0	0.6 0.0	0.7 0.0	0.6 0.0	2.9	4.9 0.0		4.9
10	 <b>Strike Nkuna</b> South Africa	Rnd.1: 0.0 Rnd.2: 0.0	0.0 0.0	0.0 0.0	0.0 0.0	0.0 0.0	1.6	1.6 0.0		1.6



# RESULTS

## INDO PACIFIC CHAMPIONSHIPS 2006

12/07/2006











TRAMPOLINE - 17+ Years Male Finals		J1	J2	J3	J4	J5	Diff	Points	Pen	Total
1	 <b>TY Swadling</b> Australia	Rnd.1: 7.3 Rnd.2: 0.0	7.5 0.0	7.3 0.0	6.9 0.0	7.2 0.0	14.4	36.2 0.0		36.2
2	 <b>Ryota Fujike</b> Japan	Rnd.1: 7.4 Rnd.2: 0.0	7.5 0.0	7.0 0.0	7.1 0.0	7.2 0.0	14.0	35.7 0.0		35.7
3	 <b>Mike Bryde</b> Canada	Rnd.1: 7.4 Rnd.2: 0.0	7.2 0.0	7.3 0.0	7.1 0.0	7.3 0.0	13.4	35.2 0.0		35.2
4	 <b>Lance Henry</b> New Zealand	Rnd.1: 7.2 Rnd.2: 0.0	7.2 0.0	7.3 0.0	7.4 0.0	6.9 0.0	10.8	32.5 0.0		32.5
5	 <b>Christopher Bailey</b> Australia	Rnd.1: 7.1 Rnd.2: 0.0	7.0 0.0	7.4 0.0	7.3 0.0	7.0 0.0	10.7	32.1 0.0		32.1
6	 <b>Mitchell Lawrence</b> Australia	Rnd.1: 7.4 Rnd.2: 0.0	7.8 0.0	7.6 0.0	7.8 0.0	7.5 0.0	8.8	31.7 0.0		31.7
7	 <b>Akihiro Tade</b> Japan	Rnd.1: 7.6 Rnd.2: 0.0	7.6 0.0	7.5 0.0	7.7 0.0	7.5 0.0	9.0	31.7 0.0		31.7
8	 <b>Curt Dewolff</b> Canada	Rnd.1: 6.9 Rnd.2: 0.0	6.9 0.0	6.8 0.0	6.9 0.0	6.9 0.0	10.7	31.4 0.0		31.4
9	 <b>Nicolaas Coetzee</b> South Africa	Rnd.1: 0.7 Rnd.2: 0.0	0.8 0.0	0.8 0.0	0.7 0.0	0.7 0.0	1.6	3.8 0.0		3.8
10	 <b>Yosuke Miyazaki</b> Japan	Rnd.1: 0.0 Rnd.2: 0.0	0.0 0.0	0.0 0.0	0.0 0.0	0.0 0.0	1.5	1.5 0.0		1.5



# RESULTS

## INDO PACIFIC CHAMPIONSHIPS 2006

12/07/2006

TRAMPOLINE - 10-12 Years Female Finals		J1	J2	J3	J4	J5	Diff	Points	Pen	Total
1	 Yuka Kuriki Japan	Rnd.1: 8.5 Rnd.2: 0.0	7.9 0.0	8.1 0.0	8.1 0.0	8.2 0.0	10.4	34.8 0.0		34.8
2	 Mizuki Tsunoda Japan	Rnd.1: 8.0 Rnd.2: 0.0	7.7 0.0	8.3 0.0	7.5 0.0	7.8 0.0	8.9	32.4 0.0		32.4
3	 Mizuki Tamaru Japan	Rnd.1: 8.2 Rnd.2: 0.0	8.2 0.0	7.9 0.0	8.1 0.0	8.1 0.0	7.2	31.6 0.0		31.6
4	 Marli Droomer South Africa	Rnd.1: 7.3 Rnd.2: 0.0	7.4 0.0	7.4 0.0	7.5 0.0	7.4 0.0	8.3	30.5 0.0		30.5
5	 Yuna Sato Japan	Rnd.1: 7.9 Rnd.2: 0.0	7.7 0.0	7.7 0.0	8.1 0.0	7.7 0.0	6.9	30.2 0.0		30.2
6	 Alexandra Land Australia	Rnd.1: 7.2 Rnd.2: 0.0	6.9 0.0	7.6 0.0	7.2 0.0	7.3 0.0	8.3	30.0 0.0		30.0
7	 Haruka Masaki Japan	Rnd.1: 7.6 Rnd.2: 0.0	7.8 0.0	7.7 0.0	8.0 0.0	7.7 0.0	6.7	29.9 0.0		29.9
8	 Chene Bester South Africa	Rnd.1: 7.0 Rnd.2: 0.0	6.9 0.0	6.9 0.0	7.0 0.0	7.0 0.0	7.5	28.4 0.0		28.4
9	 Sarah Howe New Zealand	Rnd.1: 6.9 Rnd.2: 0.0	7.2 0.0	7.6 0.0	7.4 0.0	7.3 0.0	5.6	27.5 0.0		27.5
10	 Anecia Badenhorst South Africa	Rnd.1: 6.8 Rnd.2: 0.0	6.7 0.0	7.0 0.0	6.4 0.0	6.4 0.0	7.1	27.0 0.0		27.0



# RESULTS

## INDO PACIFIC CHAMPIONSHIPS 2006

12/07/2006











TRAMPOLINE - 13-14 Years Female Finals		J1	J2	J3	J4	J5	Diff	Points	Pen	Total
1	<b>Madeleine Johnson</b> Australia	Rnd.1: 7.2 Rnd.2: 0.0	7.5 0.0	7.6 0.0	7.5 0.0	7.4 0.0	11.5	33.9 0.0		33.9
2	<b>Kailey McLeod</b> Canada	Rnd.1: 7.5 Rnd.2: 0.0	7.8 0.0	8.1 0.0	8.3 0.0	7.9 0.0	9.7	33.5 0.0		33.5
3	<b>Keiko Fujii</b> Japan	Rnd.1: 8.0 Rnd.2: 0.0	8.0 0.0	8.2 0.0	8.6 0.0	8.5 0.0	7.2	31.9 0.0		31.9
4	<b>Ayano Ogawa</b> Japan	Rnd.1: 7.8 Rnd.2: 0.0	7.9 0.0	7.9 0.0	8.3 0.0	8.1 0.0	7.6	31.5 0.0		31.5
5	<b>Bianca Budler</b> South Africa	Rnd.1: 7.1 Rnd.2: 0.0	7.2 0.0	7.3 0.0	7.3 0.0	7.1 0.0	9.7	31.3 0.0		31.3
6	<b>Misaki Nakai</b> Japan	Rnd.1: 8.0 Rnd.2: 0.0	8.1 0.0	8.4 0.0	8.6 0.0	8.4 0.0	6.0	30.9 0.0		30.9
7	<b>Josie Te Rata</b> New Zealand	Rnd.1: 7.5 Rnd.2: 0.0	7.2 0.0	7.5 0.0	7.8 0.0	7.8 0.0	7.7	30.5 0.0		30.5
8	<b>Kaitlyn Duignan</b> Australia	Rnd.1: 7.6 Rnd.2: 0.0	7.4 0.0	7.4 0.0	7.8 0.0	7.7 0.0	7.1	29.8 0.0		29.8
9	<b>Isabella Kerr</b> Australia	Rnd.1: 7.2 Rnd.2: 0.0	7.3 0.0	7.0 0.0	7.5 0.0	7.4 0.0	7.3	29.2 0.0		29.2
10	<b>Marlise Keller</b> South Africa	Rnd.1: 6.6 Rnd.2: 0.0	6.9 0.0	6.9 0.0	7.2 0.0	6.8 0.0	8.3	28.9 0.0		28.9



# RESULTS

## INDO PACIFIC CHAMPIONSHIPS 2006

12/07/2006











TRAMPOLINE - 15-16 Years Female Finals		J1	J2	J3	J4	J5	Diff	Points	Pen	Total
1	 Katrina Yeoman Australia	Rnd.1: 7.4 Rnd.2: 0.0	7.3 0.0	6.9 0.0	7.1 0.0	7.2 0.0	11.5	33.1 0.0		33.1
2	 Saori Toku Japan	Rnd.1: 8.6 Rnd.2: 0.0	8.3 0.0	8.5 0.0	7.7 0.0	8.1 0.0	7.9	32.8 0.0		32.8
3	 Sally Brown Australia	Rnd.1: 7.5 Rnd.2: 0.0	7.5 0.0	7.7 0.0	7.2 0.0	7.6 0.0	10.0	32.6 0.0		32.6
4	 Mao Kuramochi Japan	Rnd.1: 7.9 Rnd.2: 0.0	7.6 0.0	7.8 0.0	7.7 0.0	7.7 0.0	9.3	32.5 0.0		32.5
5	 Kimberley Shae New Zealand	Rnd.1: 7.8 Rnd.2: 0.0	7.5 0.0	7.6 0.0	7.7 0.0	7.5 0.0	9.7	32.5 0.0		32.5
6	 Manami Teramae Japan	Rnd.1: 8.2 Rnd.2: 0.0	8.3 0.0	8.2 0.0	8.1 0.0	8.4 0.0	7.1	31.8 0.0		31.8
7	 Ayaka Kumakawa Japan	Rnd.1: 8.6 Rnd.2: 0.0	8.2 0.0	8.3 0.0	8.0 0.0	8.0 0.0	6.5	31.0 0.0		31.0
8	 Nicola Press New Zealand	Rnd.1: 7.5 Rnd.2: 0.0	7.4 0.0	7.5 0.0	7.1 0.0	7.3 0.0	8.0	30.2 0.0		30.2
9	 Erika Matsuo Japan	Rnd.1: 7.7 Rnd.2: 0.0	7.7 0.0	8.1 0.0	7.3 0.0	7.3 0.0	7.2	29.9 0.0		29.9
10	 Jessie Shaw New Zealand	Rnd.1: 0.7 Rnd.2: 0.0	0.7 0.0	0.7 0.0	0.7 0.0	0.8 0.0	2.3	4.4 0.0		4.4



# RESULTS

## INDO PACIFIC CHAMPIONSHIPS 2006

12/07/2006

TRAMPOLINE - 17+ Years Female Finals		J1	J2	J3	J4	J5	Diff	Points	Pen	Total
1	 <b>Risa Matsuoka</b> Japan	Rnd.1: 7.6 Rnd.2: 0.0	7.9 0.0	7.7 0.0	7.6 0.0	7.6 0.0	9.4	32.3 0.0		32.3
2	 <b>Bridget Sugden</b> New Zealand	Rnd.1: 7.5 Rnd.2: 0.0	7.5 0.0	7.4 0.0	7.4 0.0	7.4 0.0	10.0	32.3 0.0		32.3
3	 <b>Dannielle Ayrton</b> Australia	Rnd.1: 7.4 Rnd.2: 0.0	7.4 0.0	7.4 0.0	7.4 0.0	7.0 0.0	10.0	32.2 0.0		32.2
4	 <b>Jessica Lewis</b> Australia	Rnd.1: 7.5 Rnd.2: 0.0	7.6 0.0	7.6 0.0	7.8 0.0	7.9 0.0	8.9	31.9 0.0		31.9
5	 <b>Yuho Nakata</b> Japan	Rnd.1: 7.2 Rnd.2: 0.0	7.6 0.0	7.4 0.0	7.7 0.0	7.4 0.0	8.9	31.3 0.0		31.3
6	 <b>Louise Stack</b> Australia	Rnd.1: 7.4 Rnd.2: 0.0	7.5 0.0	7.5 0.0	7.8 0.0	7.5 0.0	8.7	31.2 0.0		31.2
7	 <b>Kirsten Wallace</b> New Zealand	Rnd.1: 7.0 Rnd.2: 0.0	7.2 0.0	7.3 0.0	7.1 0.0	6.8 0.0	9.2	30.5 0.0		30.5
8	 <b>Cherie Tollemache</b> New Zealand	Rnd.1: 7.0 Rnd.2: 0.0	6.8 0.0	6.7 0.0	7.0 0.0	7.1 0.0	8.1	28.9 0.0		28.9
9	 <b>Gillian Forbes</b> Canada	Rnd.1: 6.4 Rnd.2: 0.0	6.7 0.0	6.5 0.0	6.8 0.0	6.4 0.0	6.4	26.0 0.0		26.0
10	 <b>Midori Kobata</b> Japan	Rnd.1: 3.5 Rnd.2: 0.0	3.7 0.0	3.6 0.0	3.7 0.0	3.3 0.0	5.5	16.3 0.0		16.3





# RESULTS

## INDO PACIFIC CHAMPIONSHIPS 2006

12/07/2006

TRAMPOLINE - 17+ Years Female Pre-Lims		J1	J2	J3	J4	J5	Diff	Points	Pen	Total
1	<b>Jessica Lewis</b> Australia	Rnd.1: 8.5 Rnd.2: 8.2	7.8 7.9	8.4 7.8	8.4 8.1	8.6 8.0	8.9	25.3 32.9		58.2
2	<b>Yuho Nakata</b> Japan	Rnd.1: 8.6 Rnd.2: 7.6	8.3 7.9	8.3 7.7	8.1 7.8	8.1 7.5	9.2	24.7 32.3		57.0
3	<b>Midori Kobata</b> Japan	Rnd.1: 8.1 Rnd.2: 7.7	7.8 7.8	7.4 7.8	7.8 8.0	7.8 7.8	9.7	23.4 33.1		56.5
4	<b>Bridget Sugden</b> New Zealand	Rnd.1: 8.0 Rnd.2: 7.6	8.0 7.5	8.2 7.2	8.0 7.2	8.5 7.9	10.0	24.2 32.3		56.5
5	<b>Risa Matsuoka</b> Japan	Rnd.1: 8.2 Rnd.2: 7.5	8.1 7.8	8.0 7.4	8.4 7.5	8.3 7.4	9.4	24.6 31.8		56.4
6	<b>Makiko Otonari</b> Japan	Rnd.1: 7.7 Rnd.2: 8.8	7.8 8.3	8.1 8.0	7.9 7.8	7.7 7.7	8.8	23.4 32.9		56.3
7	<b>Louise Stack</b> Australia	Rnd.1: 7.9 Rnd.2: 7.4	8.2 7.5	8.3 7.4	8.4 7.4	8.6 7.8	8.5	24.9 30.8		55.7
8	<b>Dannielle Ayrton</b> Australia	Rnd.1: 8.5 Rnd.2: 7.0	8.1 7.0	8.3 6.7	7.8 6.8	8.2 6.7	9.1	24.6 29.6		54.2
9	<b>Kirsten Wallace</b> New Zealand	Rnd.1: 7.6 Rnd.2: 7.3	7.3 7.1	7.6 7.1	7.2 6.9	7.6 7.2	9.2	22.5 30.6		53.1
10	<b>Ayano Kawasaki</b> Japan	Rnd.1: 7.3 Rnd.2: 7.5	7.5 7.6	7.6 6.9	7.5 7.4	7.7 7.0	7.4	22.6 29.3		51.9
11	<b>Megumi Ota</b> Japan	Rnd.1: 7.5 Rnd.2: 7.3	7.4 7.5	7.4 7.6	7.1 7.3	7.1 7.2	7.8	21.9 29.9		51.8
12	<b>Gillian Forbes</b> Canada	Rnd.1: 7.2 Rnd.2: 7.0	7.5 7.4	7.8 7.6	7.5 7.7	7.3 7.1	7.0	22.3 29.1		51.4
13	<b>Cherie Tollemache</b> New Zealand	Rnd.1: 7.1 Rnd.2: 6.8	7.1 6.8	7.3 6.7	7.4 6.6	7.4 6.9	7.6	21.8 27.9		49.7
14	<b>Haylee Tinnock</b> New Zealand	Rnd.1: 8.0 Rnd.2: 4.0	8.0 3.7	8.0 3.6	8.4 3.7	8.0 3.6	4.7	24.0 15.7		39.7



# RESULTS

## INDO PACIFIC CHAMPIONSHIPS 2006

12/07/2006

TRAMPOLINE - 17+ Years Male Pre-Lims		J1	J2	J3	J4	J5	Diff	Points	Pen	Total
1	<b>TY Swadling</b> Australia	Rnd.1: 7.9 Rnd.2: 7.9	7.8 7.6	7.6 7.5	8.3 7.4	8.1 7.2	14.4	23.8 36.9		60.7
2	<b>Yosuke Miyazaki</b> Japan	Rnd.1: 8.3 Rnd.2: 6.9	8.2 7.1	7.6 7.2	7.8 7.0	7.7 6.9	12.7	23.7 33.7		57.4
3	<b>Mike Bryde</b> Canada	Rnd.1: 7.9 Rnd.2: 6.9	7.6 6.9	7.6 7.0	8.1 7.1	8.0 7.2	12.6	23.5 33.6		57.1
4	<b>Akihiro Tade</b> Japan	Rnd.1: 7.9 Rnd.2: 8.0	7.8 8.0	7.7 7.9	8.1 8.0	7.6 8.0	9.0	23.4 33.0		56.4
5	<b>Nicolaas Coetzee</b> South Africa	Rnd.1: 7.4 Rnd.2: 6.8	7.3 6.0	7.8 6.6	8.3 6.7	7.4 6.4	13.4	22.6 33.1		55.7
6	<b>Curt Dewolff</b> Canada	Rnd.1: 7.9 Rnd.2: 7.3	7.9 6.8	7.7 7.0	8.3 7.1	7.9 7.2	10.5	23.7 31.8		55.5
7	<b>Christopher Bailey</b> Australia	Rnd.1: 7.8 Rnd.2: 6.5	7.3 6.6	7.7 7.1	8.0 7.3	7.7 6.8	10.5	23.2 31.0		54.2
8	<b>Lance Henry</b> New Zealand	Rnd.1: 7.7 Rnd.2: 7.4	7.6 7.1	7.7 7.1	7.5 7.4	7.5 7.1	8.8	22.8 30.4		53.2
9	<b>Mitchell Lawrence</b> Australia	Rnd.1: 7.8 Rnd.2: 6.6	7.5 7.0	8.0 7.0	8.0 7.6	7.6 7.0	8.8	23.4 29.8		53.2
10	<b>Ryota Fujike</b> Japan	Rnd.1: 8.4 Rnd.2: 5.6	8.3 5.8	7.9 5.7	7.4 5.6	8.1 5.3	10.7	24.3 27.6		51.9
11	<b>Cory McNaught</b> New Zealand	Rnd.1: 6.8 Rnd.2: 6.0	6.7 6.1	7.0 6.6	6.8 6.7	6.8 6.4	12.1	20.4 31.2		51.6
12	<b>Frikkie Botes</b> Namibia	Rnd.1: 6.5 Rnd.2: 6.9	6.6 6.8	6.3 6.9	6.7 6.8	6.1 6.5	10.0	19.4 30.5		49.9
13	<b>Yohei Rokudai</b> Japan	Rnd.1: 5.0 Rnd.2: 7.6	5.0 7.7	4.6 7.2	5.1 7.3	4.8 6.9	10.3	14.8 32.4		47.2
14	<b>Arno Kruger</b> South Africa	Rnd.1: 6.4 Rnd.2: 5.4	6.5 5.1	7.3 5.3	7.6 5.5	7.1 5.2	8.9	20.9 24.8		45.7
15	<b>Offering Tlaka</b> South Africa	Rnd.1: 0.8 Rnd.2: 7.0	0.7 6.5	0.8 6.3	0.8 6.3	0.8 6.6	13.6	2.4 33.0		35.4
16	<b>Eugene Pienaar</b> South Africa	Rnd.1: 7.2 Rnd.2: 2.7	7.0 2.9	7.2 2.7	7.1 2.7	7.1 2.6	5.5	21.4 13.6		35.0
17	<b>Yuki Eitoku</b> Japan	Rnd.1: 2.1 Rnd.2: 6.7	1.9 6.8	2.2 6.1	2.2 6.4	2.2 6.1	6.8	6.5 26.0		32.5
18	<b>Shotaro Nagae</b> Japan	Rnd.1: 6.9 Rnd.2: 1.5	7.1 1.5	6.7 1.5	6.7 1.5	6.9 1.4	2.5	20.5 7.0		27.5



# RESULTS

## INDO PACIFIC CHAMPIONSHIPS 2006

12/07/2006










TRAMPOLINE - 10-12 Years Female Pre-Lims		J1	J2	J3	J4	J5	Diff	Points	Pen	Total
1	Yuka Kuriki Japan	Rnd.1: 7.4 Rnd.2: 0.0	7.4 0.0	7.5 0.0	7.1 0.0	7.3 0.0	10.4	32.5 0.0		32.5
2	Mizuki Tamaru Japan	Rnd.1: 8.2 Rnd.2: 0.0	8.3 0.0	7.6 0.0	7.8 0.0	7.9 0.0	7.2	31.1 0.0		31.1
3	Yuna Sato Japan	Rnd.1: 7.8 Rnd.2: 0.0	7.9 0.0	7.7 0.0	7.7 0.0	7.8 0.0	6.9	30.2 0.0		30.2
4	Alexandra Land Australia	Rnd.1: 7.8 Rnd.2: 0.0	7.0 0.0	7.3 0.0	7.3 0.0	7.2 0.0	8.3	30.1 0.0		30.1
5	Haruka Masaki Japan	Rnd.1: 7.8 Rnd.2: 0.0	7.8 0.0	7.6 0.0	8.0 0.0	7.5 0.0	6.7	29.9 0.0		29.9
6	Marli Droomer South Africa	Rnd.1: 7.1 Rnd.2: 0.0	7.1 0.0	7.5 0.0	6.9 0.0	7.3 0.0	8.3	29.8 0.0		29.8
7	Chene Bester South Africa	Rnd.1: 6.8 Rnd.2: 0.0	6.9 0.0	6.8 0.0	6.6 0.0	6.9 0.0	7.5	28.0 0.0		28.0
8	Anecia Badenhorst South Africa	Rnd.1: 3.2 Rnd.2: 0.0	2.9 0.0	3.1 0.0	2.9 0.0	3.0 0.0	4.3	13.3 0.0		13.3
9	Mizuki Tsunoda Japan	Rnd.1: 2.3 Rnd.2: 0.0	2.3 0.0	2.1 0.0	2.5 0.0	2.3 0.0	4.2	11.1 0.0		11.1
10	Sarah Howe New Zealand	Rnd.1: 0.8 Rnd.2: 0.0	0.7 0.0	0.7 0.0	0.7 0.0	0.7 0.0	1.2	3.3 0.0		3.3
11	Haruo Yamaguchi Japan	Rnd.1: 0.1 Rnd.2: 0.0	0.1 0.0	0.1 0.0	0.1 0.0	0.1 0.0	1.1	1.4 0.0		1.4



# RESULTS

## INDO PACIFIC CHAMPIONSHIPS 2006

12/07/2006















TRAMPOLINE - 10-12 Years Male Pre-Lims		J1	J2	J3	J4	J5	Diff	Points	Pen	Total
1	 Fumiya Yoshimura Japan	Rnd.1: 7.9 Rnd.2: 0.0	7.7 0.0	7.6 0.0	7.8 0.0	7.4 0.0	10.0	33.1 0.0		33.1
2	 Toshiharu Kiguchi Japan	Rnd.1: 7.5 Rnd.2: 0.0	7.5 0.0	7.5 0.0	7.7 0.0	7.5 0.0	10.6	33.1 0.0		33.1
3	 Ryo Shiranuka Japan	Rnd.1: 7.9 Rnd.2: 0.0	8.1 0.0	7.6 0.0	8.2 0.0	7.9 0.0	8.3	32.2 0.0		32.2
4	 Kazuki Sakai Japan	Rnd.1: 7.8 Rnd.2: 0.0	7.7 0.0	7.8 0.0	7.8 0.0	7.7 0.0	8.3	31.6 0.0		31.6
5	 Kei Shiranuka Japan	Rnd.1: 7.8 Rnd.2: 0.0	7.7 0.0	7.7 0.0	7.8 0.0	7.4 0.0	7.6	30.8 0.0		30.8
6	 Shinya Nagata Japan	Rnd.1: 7.8 Rnd.2: 0.0	7.5 0.0	7.7 0.0	7.9 0.0	7.7 0.0	5.7	28.9 0.0		28.9
7	 Jan-Daniel du Preez South Africa	Rnd.1: 6.1 Rnd.2: 0.0	6.3 0.0	6.6 0.0	6.8 0.0	6.5 0.0	7.7	27.1 0.0		27.1
8	 Xolani Nxumalo South Africa	Rnd.1: 4.4 Rnd.2: 0.0	4.6 0.0	4.7 0.0	4.7 0.0	4.8 0.0	6.1	20.1 0.0		20.1
9	 Zander Biewenga South Africa	Rnd.1: 4.5 Rnd.2: 0.0	4.3 0.0	4.4 0.0	4.7 0.0	4.3 0.0	5.9	19.1 0.0		19.1



# RESULTS

## INDO PACIFIC CHAMPIONSHIPS 2006

12/07/2006












TRAMPOLINE - 13-14 Years Female Pre-Lims		J1	J2	J3	J4	J5	Diff	Points	Pen	Total
1	 <b>Madeleine Johnson</b> Australia	Rnd.1: 7.4 Rnd.2: 0.0	7.3 0.0	7.6 0.0	7.3 0.0	7.2 0.0	11.5	33.5 0.0		33.5
2	 <b>Kailey McLeod</b> Canada	Rnd.1: 7.4 Rnd.2: 0.0	7.8 0.0	8.2 0.0	8.1 0.0	7.8 0.0	9.7	33.4 0.0		33.4
3	 <b>Misaki Nakai</b> Japan	Rnd.1: 8.7 Rnd.2: 0.0	8.4 0.0	8.6 0.0	8.6 0.0	8.5 0.0	6.0	31.7 0.0		31.7
4	 <b>Keiko Fujii</b> Japan	Rnd.1: 8.0 Rnd.2: 0.0	7.9 0.0	8.2 0.0	8.3 0.0	8.1 0.0	7.2	31.5 0.0		31.5
5	 <b>Bianca Budler</b> South Africa	Rnd.1: 7.3 Rnd.2: 0.0	7.1 0.0	7.3 0.0	7.1 0.0	7.1 0.0	9.7	31.2 0.0		31.2
6	 <b>Ayano Ogawa</b> Japan	Rnd.1: 7.5 Rnd.2: 0.0	7.9 0.0	7.5 0.0	7.9 0.0	7.5 0.0	7.6	30.5 0.0		30.5
7	 <b>Hazuki Nakagawa</b> Japan	Rnd.1: 7.9 Rnd.2: 0.0	7.8 0.0	8.1 0.0	7.6 0.0	8.1 0.0	6.5	30.3 0.0		30.3
8	 <b>Kaitlyn Duignan</b> Australia	Rnd.1: 7.0 Rnd.2: 0.0	7.3 0.0	7.4 0.0	7.2 0.0	7.3 0.0	8.3	30.1 0.0		30.1
9	 <b>Isabella Kerr</b> Australia	Rnd.1: 7.3 Rnd.2: 0.0	7.4 0.0	7.3 0.0	7.4 0.0	7.5 0.0	7.3	29.4 0.0		29.4
10	 <b>Sakina Yamashita</b> Japan	Rnd.1: 7.2 Rnd.2: 0.0	7.6 0.0	7.4 0.0	7.7 0.0	7.0 0.0	7.0	29.2 0.0		29.2
11	 <b>Marlise Keller</b> South Africa	Rnd.1: 6.6 Rnd.2: 0.0	6.6 0.0	7.1 0.0	6.9 0.0	6.9 0.0	8.3	28.7 0.0		28.7
12	 <b>Josie Te Rata</b> New Zealand	Rnd.1: 6.6 Rnd.2: 0.0	6.2 0.0	7.0 0.0	7.3 0.0	7.3 0.0	7.7	28.6 0.0		28.6
13	 <b>Lize Mostert</b> South Africa	Rnd.1: 2.8 Rnd.2: 0.0	2.7 0.0	2.8 0.0	2.9 0.0	2.8 0.0	5.2	13.6 0.0		13.6
14	 <b>Yukako Seki</b> Japan	Rnd.1: 0.7 Rnd.2: 0.0	0.8 0.0	0.8 0.0	0.7 0.0	0.8 0.0	1.5	3.8 0.0		3.8



# RESULTS

## INDO PACIFIC CHAMPIONSHIPS 2006

12/07/2006












TRAMPOLINE - 13-14 Years Male Pre-Lims		J1	J2	J3	J4	J5	Diff	Points	Pen	Total
1	 Subaru Shintani Japan	Rnd.1: 8.4 Rnd.2: 0.0	8.6 0.0	8.6 0.0	9.0 0.0	8.6 0.0	12.0	37.8 0.0		37.8
2	 Kento Akai Japan	Rnd.1: 8.1 Rnd.2: 0.0	7.3 0.0	8.1 0.0	8.0 0.0	7.8 0.0	8.8	32.7 0.0		32.7
3	 Shaun Swadling Australia	Rnd.1: 8.1 Rnd.2: 0.0	7.8 0.0	8.2 0.0	8.4 0.0	8.0 0.0	8.2	32.5 0.0		32.5
4	 Curtis Gerein Canada	Rnd.1: 7.0 Rnd.2: 0.0	7.5 0.0	7.5 0.0	7.2 0.0	7.2 0.0	10.3	32.2 0.0		32.2
5	 Carel-David Rautenbach Namibia	Rnd.1: 6.9 Rnd.2: 0.0	7.0 0.0	7.4 0.0	7.1 0.0	7.2 0.0	10.9	32.2 0.0		32.2
6	 Ryutaro Otani Japan	Rnd.1: 7.6 Rnd.2: 0.0	7.5 0.0	8.2 0.0	7.7 0.0	7.0 0.0	8.3	31.1 0.0		31.1
7	 Jun Ishii Japan	Rnd.1: 7.6 Rnd.2: 0.0	7.7 0.0	7.9 0.0	7.6 0.0	7.6 0.0	8.1	31.0 0.0		31.0
8	 Fumiki Sato Japan	Rnd.1: 7.4 Rnd.2: 0.0	7.5 0.0	7.3 0.0	7.4 0.0	7.4 0.0	8.2	30.4 0.0		30.4
9	 Reinhard Huisamen South Africa	Rnd.1: 6.7 Rnd.2: 0.0	6.7 0.0	7.2 0.0	6.9 0.0	6.8 0.0	8.7	29.1 0.0		29.1
10	 Takaya Terasaki Japan	Rnd.1: 7.1 Rnd.2: 0.0	7.5 0.0	7.4 0.0	7.4 0.0	7.1 0.0	6.5	28.4 0.0		28.4
11	 Nelson Murray Canada	Rnd.1: 0.9 Rnd.2: 0.0	1.1 0.0	1.3 0.0	1.1 0.0	1.0 0.0	3.2	6.4 0.0		6.4



# RESULTS

## INDO PACIFIC CHAMPIONSHIPS 2006

12/07/2006

TRAMPOLINE - 15-16 Years Female Pre-Lims		J1	J2	J3	J4	J5	Diff	Points	Pen	Total
1	 <b>Manami Teramae</b> Japan	Rnd.1: 8.6 Rnd.2: 8.6	8.8 8.5	8.4 8.4	8.7 8.6	8.2 8.5	7.7	25.7 33.3		59.0
2	 <b>Kimberley Shae</b> New Zealand	Rnd.1: 8.3 Rnd.2: 7.5	8.1 7.3	7.7 7.6	8.3 7.9	8.0 7.5	9.7	24.4 32.3		56.7
3	 <b>Erika Matsuo</b> Japan	Rnd.1: 8.4 Rnd.2: 8.5	8.3 8.0	8.3 8.0	7.8 7.8	8.0 8.0	8.0	24.6 32.0		56.6
4	 <b>Mao Kuramochi</b> Japan	Rnd.1: 8.1 Rnd.2: 8.1	8.0 8.2	8.1 7.6	7.9 7.6	7.6 8.2	8.6	24.0 32.5		56.5
5	 <b>Saori Toku</b> Japan	Rnd.1: 8.1 Rnd.2: 8.3	8.1 8.0	8.5 7.9	7.9 7.7	8.2 8.2	7.9	24.4 32.0		56.4
6	 <b>Ayaka Kumakawa</b> Japan	Rnd.1: 8.7 Rnd.2: 8.7	8.4 8.1	8.5 8.5	7.9 8.0	8.0 8.1	6.5	24.9 31.2		56.1
7	 <b>Sally Brown</b> Australia	Rnd.1: 8.1 Rnd.2: 7.2	8.0 7.2	8.1 7.4	8.4 7.2	8.0 7.4	10.0	24.2 31.8		56.0
8	 <b>Katrina Yeoman</b> Australia	Rnd.1: 7.5 Rnd.2: 7.3	7.0 7.2	7.5 7.2	7.0 7.4	7.4 7.2	11.5	21.9 33.2		55.1
9	 <b>Haruna Yamashita</b> Japan	Rnd.1: 7.8 Rnd.2: 8.2	7.9 7.6	8.1 7.8	7.8 7.8	7.8 7.7	7.8	23.5 31.1		54.6
10	 <b>Jessie Shaw</b> New Zealand	Rnd.1: 8.4 Rnd.2: 7.2	8.4 7.5	8.4 7.6	8.3 7.6	7.7 7.5	6.8	25.1 29.4		54.5
11	 <b>Nicola Press</b> New Zealand	Rnd.1: 7.4 Rnd.2: 1.1	7.3 1.2	7.5 1.5	6.8 1.4	7.3 1.4	1.8	22.0 5.8		27.8



# RESULTS

## INDO PACIFIC CHAMPIONSHIPS 2006

12/07/2006

TRAMPOLINE - 15-16 Years Male Pre-Lims		J1	J2	J3	J4	J5	Diff	Points	Pen	Total
1	<b>Katsufumi Tasaki</b> Japan	Rnd.1: 8.4 Rnd.2: 7.7	8.5 7.7	8.5 7.6	8.2 7.4	8.2 7.7	12.8	25.1 35.8		60.9
2	<b>Jack Penny</b> Australia	Rnd.1: 8.1 Rnd.2: 7.5	8.1 7.5	8.5 7.6	8.5 7.2	8.4 7.6	12.0	25.0 34.6		59.6
3	<b>Shohei Yamaguchi</b> Japan	Rnd.1: 8.6 Rnd.2: 8.0	8.1 7.5	8.5 7.7	8.3 7.5	8.0 7.4	11.2	24.9 33.9		58.8
4	<b>Reece Thompson</b> Australia	Rnd.1: 7.9 Rnd.2: 7.0	7.6 6.5	8.3 6.8	7.7 6.9	8.2 6.6	12.6	23.8 32.9		56.7
5	<b>Yuta Otonari</b> Japan	Rnd.1: 8.0 Rnd.2: 7.7	8.1 7.7	8.5 7.6	8.3 7.6	8.2 7.4	9.1	24.6 32.0		56.6
6	<b>Strike Nkuna</b> South Africa	Rnd.1: 7.3 Rnd.2: 6.6	7.6 6.5	7.7 6.6	7.7 6.6	7.9 6.9	13.0	23.0 32.8		55.8
7	<b>Tiaki Temiha</b> Australia	Rnd.1: 7.5 Rnd.2: 6.7	7.4 6.5	8.0 6.9	8.2 6.9	7.6 6.8	11.2	23.1 31.6		54.7
8	<b>Matthew Holt</b> New Zealand	Rnd.1: 7.6 Rnd.2: 7.4	7.7 7.4	8.0 7.3	7.6 6.9	7.8 6.9	9.1	23.1 30.7		53.8
9	<b>Matthew Wood</b> South Africa	Rnd.1: 7.0 Rnd.2: 6.9	7.2 6.9	7.4 7.2	7.8 7.5	7.1 7.0	10.5	21.7 31.6		53.3
10	<b>Lucky Radebe</b> South Africa	Rnd.1: 7.2 Rnd.2: 6.9	7.3 6.6	7.6 6.8	7.5 6.7	7.5 6.7	10.3	22.3 30.5		52.8
11	<b>Blake Gaudry</b> Australia	Rnd.1: 7.9 Rnd.2: 6.4	7.8 6.3	8.1 6.5	8.2 6.3	7.8 6.5	9.6	23.8 28.8		52.6
12	<b>Nicholas Quirk</b> New Zealand	Rnd.1: 6.7 Rnd.2: 8.4	6.6 7.8	6.7 7.5	6.9 7.9	6.6 7.6	8.5	20.0 31.8		51.8
13	<b>Jean Jacques Viviers</b> South Africa	Rnd.1: 7.1 Rnd.2: 6.5	7.3 6.5	7.5 6.4	7.0 6.6	7.5 6.6	9.3	21.9 28.9		50.8
14	<b>Cedric Belisle</b> Canada	Rnd.1: 8.2 Rnd.2: 6.4	7.9 6.1	8.0 6.7	8.0 6.4	8.2 6.2	7.4	24.2 26.4		50.6
15	<b>Kohei Uchida</b> Japan	Rnd.1: 4.6 Rnd.2: 7.9	4.6 7.8	4.8 8.2	5.0 8.4	4.4 7.7	6.6	14.0 30.5		44.5
16	<b>Takanori Sawashi</b> Japan	Rnd.1: 3.3 Rnd.2: 7.8	3.3 7.7	3.2 7.6	3.2 7.5	3.1 7.5	6.7	9.7 29.5		39.2
17	<b>Kierran Tuhi</b> New Zealand	Rnd.1: 1.4 Rnd.2: 7.4	1.3 7.3	1.5 7.7	1.5 7.5	1.5 7.4	11.2	4.4 33.5		37.9
18	<b>Luke Friesen</b> Canada	Rnd.1: 7.6 Rnd.2: 2.6	7.4 2.3	7.8 2.7	7.6 2.5	7.9 2.7	4.2	23.0 12.0		35.0
19	<b>Nathan McHardy</b> New Zealand	Rnd.1: 7.4 Rnd.2: 2.4	7.4 2.3	7.4 2.6	7.5 2.5	7.4 2.2	5.2	22.2 12.4		34.6
20	<b>Samuel Granger</b> New Zealand	Rnd.1: 7.0 Rnd.2: 1.9	7.1 1.7	7.4 1.9	7.2 1.9	7.5 1.8	5.0	21.7 10.6		32.3








# RESULTS

## INDO PACIFIC CHAMPIONSHIPS 2006

12/07/2006




TRAMPOLINE - Snr International Female Pre-Lims		J1	J2	J3	J4	J5	Diff	Points	Pen	Total
1	 <b>Christie Jenkins</b> Australia	Rnd.1: 9.0 Rnd.2: 8.3	8.3 7.6	8.6 7.9	8.8 8.0	9.2 8.3	2.0 10.4	28.4 34.6		63.0
2	 <b>Naoko Nishida</b> Japan	Rnd.1: 8.8 Rnd.2: 8.1	8.3 7.9	8.2 7.9	8.3 7.8	8.2 8.1	2.2 8.9	27.0 32.8		59.8
3	 <b>Liz Clark</b> Australia	Rnd.1: 7.9 Rnd.2: 6.8	7.4 6.4	7.1 7.1	7.2 6.9	7.6 6.9	2.9 11.4	25.1 32.0		57.1



# RESULTS

## INDO PACIFIC CHAMPIONSHIPS 2006

12/07/2006







TRAMPOLINE - Snr International Female Finals		J1	J2	J3	J4	J5	Diff	Points	Pen	Total
1	 <b>Naoko Nishida</b> Japan	Rnd.1: 8.7 Rnd.2: 0.0	8.1 0.0	8.4 0.0	8.5 0.0	8.0 0.0	10.1	35.1 0.0		35.1
2	 <b>Liz Clark</b> Australia	Rnd.1: 7.1 Rnd.2: 0.0	6.8 0.0	7.2 0.0	7.0 0.0	6.8 0.0	9.9	30.8 0.0		30.8
3	 <b>Christie Jenkins</b> Australia	Rnd.1: 1.0 Rnd.2: 0.0	0.7 0.0	0.7 0.0	0.9 0.0	0.9 0.0	2.1	4.6 0.0		4.6



# RESULTS

## INDO PACIFIC CHAMPIONSHIPS 2006

12/07/2006







TRAMPOLINE - Snr International Male Pre-Lims		J1	J2	J3	J4	J5	Diff	Points	Pen	Total
1	 <b>Tomoyuki Baba</b> Japan	Rnd.1: 8.7 Rnd.2: 8.6	8.9 8.0	9.0 8.2	9.0 8.5	9.0 8.2	2.8 15.1	29.7 40.0		69.7
2	 <b>Hideyasu Ishikawa</b> Japan	Rnd.1: 7.9 Rnd.2: 8.4	8.9 8.3	8.7 8.1	8.9 8.4	8.4 8.2	3.1 14.0	29.1 38.9		68.0
3	 <b>Matthew Eldridge</b> Canada	Rnd.1: 8.1 Rnd.2: 8.0	8.2 7.5	8.6 7.6	8.6 7.6	8.5 7.8	3.3 13.7	28.6 36.7		65.3
4	 <b>Nolan Angermund</b> Namibia	Rnd.1: 7.1 Rnd.2: 7.2	8.2 7.2	8.6 7.6	7.5 7.2	7.8 7.2	3.3 14.0	26.8 35.6		62.4
5	 <b>Siphiwe Mosoang</b> South Africa	Rnd.1: 5.7 Rnd.2: 6.7	5.6 7.0	6.0 7.1	5.9 6.8	6.1 6.8	0.9 11.0	18.5 31.6		50.1
6	 <b>Morne Olivier</b> South Africa	Rnd.1: 3.2 Rnd.2: 6.4	2.7 6.9	3.2 6.6	2.9 6.3	3.0 6.6	3.0 13.9	12.1 33.5		45.6



# RESULTS

## INDO PACIFIC CHAMPIONSHIPS 2006

12/07/2006



TRAMPOLINE - Snr International Male Finals		J1	J2	J3	J4	J5	Diff	Points	Pen	Total
1	 <b>Tomoyuki Baba</b> Japan	Rnd.1: 8.7 Rnd.2: 0.0	8.4 0.0	8.4 0.0	8.6 0.0	8.5 0.0	14.6	40.1 0.0		40.1
2	 <b>Hideyasu Ishikawa</b> Japan	Rnd.1: 8.6 Rnd.2: 0.0	8.6 0.0	8.2 0.0	8.8 0.0	8.6 0.0	14.0	39.8 0.0		39.8
3	 <b>Matthew Eldridge</b> Canada	Rnd.1: 7.9 Rnd.2: 0.0	7.5 0.0	7.7 0.0	7.9 0.0	7.6 0.0	13.7	36.9 0.0		36.9
4	 <b>Siphiwe Mosoang</b> South Africa	Rnd.1: 6.3 Rnd.2: 0.0	6.6 0.0	6.7 0.0	6.8 0.0	6.7 0.0	12.0	32.0 0.0		32.0
5	 <b>Morne Olivier</b> South Africa	Rnd.1: 6.0 Rnd.2: 0.0	6.0 0.0	6.2 0.0	6.0 0.0	5.9 0.0	13.9	31.9 0.0		31.9
6	 <b>Nolan Angermund</b> Namibia	Rnd.1: 3.0 Rnd.2: 0.0	2.9 0.0	2.9 0.0	2.8 0.0	2.9 0.0	6.8	15.5 0.0		15.5



# RESULTS

## INDO PACIFIC CHAMPIONSHIPS 2006

12/07/2006


SYNCRO - Snr International Male Finals		J1	J2	J3	J4	Diff	Points	Pen	Total
1	 Hideyasu Ishikawa & Tomoyuki Baba Japan	Rnd.1:	8.6	8.6	8.8	8.2			
		Sync:	9.6	9.7	9.7		9.1	45.7	
		Rnd.2:	0.0	0.0	0.0	0.0			
		Sync:	0.0	0.0	0.0		0.0	0.0	45.7
2	 Morne Olivier & Siphwe Mosoang South Africa	Rnd.1:	6.3	6.2	6.6	5.7			
		Sync:	7.8	7.4	7.7		9.7	37.6	
		Rnd.2:	0.0	0.0	0.0	0.0			
		Sync:	0.0	0.0	0.0		0.0	0.0	37.6



# RESULTS

## INDO PACIFIC CHAMPIONSHIPS 2006

12/07/2006





SYNCRO - Snr International Female Final		J1	J2	J3	J4	Diff	Points	Pen	Total
1 	Liz Clark & Christie Jenkins Australia	Rnd.1:	8.0	7.9	8.5	8.1			
		Sync:	9.3	8.8	9.1		8.1	42.4	
		Rnd.2:	0.0	0.0	0.0	0.0			
		Sync:	0.0	0.0	0.0		0.0	0.0	42.4



# RESULTS

## INDO PACIFIC CHAMPIONSHIPS 2006

12/07/2006





SYNCRO - 10-12 Female Finals		J1	J2	J3	J4	Diff	Points	Pen	Total
1	 Yuka Kuriki & Mizuki Tsunoda Japan	Rnd.1: 8.5 Sync: 9.5 Rnd.2: 0.0 Sync: 0.0	8.2 9.6 0.0 0.0	8.2 9.4 0.0 0.0	8.5 0.0	8.5 0.0	44.2 0.0		44.2
2	 Akine Miki & Yoshie Bungo Japan	Rnd.1: 8.0 Sync: 9.4 Rnd.2: 0.0 Sync: 0.0	8.3 9.6 0.0 0.0	8.5 9.5 0.0 0.0	8.3 0.0	5.0 0.0	40.6 0.0		40.6
3	 Yuna Sato & Miyuki Suda Japan	Rnd.1: 8.1 Sync: 8.5 Rnd.2: 0.0 Sync: 0.0	8.0 8.4 0.0 0.0	8.2 8.5 0.0 0.0	8.4 0.0	6.0 0.0	39.3 0.0		39.3
4	 Marli Droomer & Chene Bester South Africa	Rnd.1: 4.2 Sync: 5.8 Rnd.2: 0.0 Sync: 0.0	3.5 5.7 0.0 0.0	4.5 5.7 0.0 0.0	3.5 0.0	4.5 0.0	23.6 0.0		23.6



# RESULTS

## INDO PACIFIC CHAMPIONSHIPS 2006

12/07/2006

SYNCRO - 10-12 Male Finals		J1	J2	J3	J4	Diff	Points	Pen	Total
1	 <b>Fumiya Yoshimura &amp; Ryo Shiranuka</b> Japan	Rnd.1: 8.2 Sync: 9.7 Rnd.2: 0.0 Sync: 0.0	7.7 9.7 0.0 0.0	8.1 9.7 0.0 0.0	7.9 0.0	8.3 0.0	43.7 0.0		43.7
2	 <b>Kei Shiranuka &amp; Keita Maie</b> Japan	Rnd.1: 7.6 Sync: 9.6 Rnd.2: 0.0 Sync: 0.0	7.5 9.7 0.0 0.0	8.2 9.5 0.0 0.0	7.2 0.0	7.1 0.0	41.4 0.0		41.4
3	 <b>Naoki Katsube &amp; Kohei Konishi</b> Japan	Rnd.1: 7.8 Sync: 9.4 Rnd.2: 0.0 Sync: 0.0	7.6 9.3 0.0 0.0	8.3 9.5 0.0 0.0	7.7 0.0	2.3 0.0	36.6 0.0		36.6
4	 <b>Jan-Daniel du Preez &amp; Xolani Nxumalo</b> South Africa	Rnd.1: 4.1 Sync: 5.5 Rnd.2: 0.0 Sync: 0.0	4.1 5.5 0.0 0.0	4.1 5.5 0.0 0.0	4.1 0.0	4.1 0.0	23.3 0.0		23.3












# RESULTS

## INDO PACIFIC CHAMPIONSHIPS 2006

12/07/2006





SYNCHRO - 13-14 Female Finals		J1	J2	J3	J4	Diff	Points	Pen	Total
1	 <b>Keiko Fujii &amp; Maiko Mukai</b> Japan	Rnd.1:	8.9	7.7	8.8	8.1			
		Sync:	9.8	9.8	9.9		7.2	43.7	
		Rnd.2:	0.0	0.0	0.0	0.0			
		Sync:	0.0	0.0	0.0		0.0	0.0	43.7
2	 <b>Misaki Nakai &amp; Rio Kanao</b> Japan	Rnd.1:	8.7	8.2	8.8	8.4			
		Sync:	9.8	9.8	9.5		5.7	42.4	
		Rnd.2:	0.0	0.0	0.0	0.0			
		Sync:	0.0	0.0	0.0		0.0	0.0	42.4
3	 <b>Makiko Itai &amp; Rui Muneda</b> Japan	Rnd.1:	8.2	7.6	8.4	7.9			
		Sync:	8.9	9.4	9.4		5.0	39.9	
		Rnd.2:	0.0	0.0	0.0	0.0			
		Sync:	0.0	0.0	0.0		0.0	0.0	39.9
4	 <b>Isabella Kerr &amp; Madeleine Johnson</b> Australia	Rnd.1:	7.3	7.2	7.7	7.5			
		Sync:	9.0	8.9	8.6		7.3	39.9	
		Rnd.2:	0.0	0.0	0.0	0.0			
		Sync:	0.0	0.0	0.0		0.0	0.0	39.9
5	 <b>Bianca Budler &amp; Marlise Keller</b> South Africa	Rnd.1:	5.9	6.8	5.9	7.1			
		Sync:	8.8	8.6	9.1		7.8	38.1	
		Rnd.2:	0.0	0.0	0.0	0.0			
		Sync:	0.0	0.0	0.0		0.0	0.0	38.1
6	 <b>Lize Mostert &amp; Nikita Scott</b> South Africa	Rnd.1:	4.5	4.1	4.5	4.0			
		Sync:	4.7	5.0	4.4		4.6	22.6	
		Rnd.2:	0.0	0.0	0.0	0.0			
		Sync:	0.0	0.0	0.0		0.0	0.0	22.6
7	 <b>Kaitlyn Duignan &amp; Alexandra Land</b> Australia	Rnd.1:	0.0	0.8	0.0	0.7			
		Sync:	0.9	0.8	0.8		1.3	3.6	
		Rnd.2:	0.0	0.0	0.0	0.0			
		Sync:	0.0	0.0	0.0		0.0	0.0	3.6



# RESULTS

## INDO PACIFIC CHAMPIONSHIPS 2006

12/07/2006







SYNCRO - 13-14 Male Finals		J1	J2	J3	J4	Diff	Points	Pen	Total
1	 Nelson Murray & Curtis Gerein Canada	Rnd.1:	7.1	7.6	7.5	7.6			
		Sync:	9.7	9.5	9.6		8.8	43.1	
		Rnd.2:	0.0	0.0	0.0	0.0			
		Sync:	0.0	0.0	0.0		0.0	0.0	43.1
2	 Ryusei Nakamura & Kazuki Sakai Japan	Rnd.1:	7.4	7.6	7.8	7.7			
		Sync:	9.7	9.9	9.8		7.6	42.5	
		Rnd.2:	0.0	0.0	0.0	0.0			
		Sync:	0.0	0.0	0.0		0.0	0.0	42.5
3	 Ryutaro Otani & Jun Ishii Japan	Rnd.1:	7.5	7.8	7.8	7.9			
		Sync:	8.9	9.0	9.4		8.2	41.8	
		Rnd.2:	0.0	0.0	0.0	0.0			
		Sync:	0.0	0.0	0.0		0.0	0.0	41.8
4	 Itsuki Omiyaji & Ryutaro Katsupe Japan	Rnd.1:	8.0	7.7	8.6	7.8			
		Sync:	9.7	9.7	9.7		5.0	40.2	
		Rnd.2:	0.0	0.0	0.0	0.0			
		Sync:	0.0	0.0	0.0		0.0	0.0	40.2



# RESULTS

## INDO PACIFIC CHAMPIONSHIPS 2006

12/07/2006







SYNCHRO - Synchro 15-16 Male Finals		J1	J2	J3	J4	Diff	Points	Pen	Total
1	 Shohei Yamaguchi & Yuta Otonari Japan	Rnd.1: 8.1 Sync: 9.5 Rnd.2: 0.0 Sync: 0.0	7.7 9.5 0.0 0.0	8.4 9.6 0.0 0.0	7.8 0.0	9.1 0.0	44.0 0.0		44.0
2	 Blake Gaudry & Shaun Swadling Australia	Rnd.1: 8.2 Sync: 9.4 Rnd.2: 0.0 Sync: 0.0	8.0 9.5 0.0 0.0	8.5 9.7 0.0 0.0	8.0 0.0	7.8 0.0	43.0 0.0		43.0
3	 Cedric Belisle & Luke Friesen Canada	Rnd.1: 8.2 Sync: 9.3 Rnd.2: 0.0 Sync: 0.0	7.6 9.2 0.0 0.0	7.4 9.4 0.0 0.0	7.6 0.0	8.4 0.0	42.2 0.0		42.2
4	 Kohei Uchida & Takanori Sawashi Japan	Rnd.1: 8.4 Sync: 8.8 Rnd.2: 0.0 Sync: 0.0	7.5 9.1 0.0 0.0	7.7 9.5 0.0 0.0	7.5 0.0	6.4 0.0	39.8 0.0		39.8
5	 Matthew Wood & Jean Jacques Viviers South Africa	Rnd.1: 5.0 Sync: 7.0 Rnd.2: 0.0 Sync: 0.0	5.6 7.0 0.0 0.0	4.7 7.2 0.0 0.0	5.9 0.0	6.3 0.0	30.9 0.0		30.9
6	 Tiaki Temiha & Reece Thompson Australia	Rnd.1: 1.2 Sync: 2.1 Rnd.2: 0.0 Sync: 0.0	2.0 2.2 0.0 0.0	1.3 2.3 0.0 0.0	1.8 0.0	3.4 0.0	10.9 0.0		10.9



# RESULTS

## INDO PACIFIC CHAMPIONSHIPS 2006

12/07/2006






SYNCHRO - Synchro 15-16 Male Pre-Lims		J1	J2	J3	J4	Diff	Points	Pen	Total
1	 <b>Blake Gaudry &amp; Shaun Swadling</b> Australia	Rnd.1:	8.6	8.0	8.3	8.1			
		Sync:	9.9	9.9	9.8			36.2	
		Rnd.2:	8.6	7.9	8.3	8.1			
		Sync:	9.3	9.5	9.5		7.8	43.2	
2	 <b>Shohei Yamaguchi &amp; Yuta Otonari</b> Japan	Rnd.1:	8.0	8.3	8.4	8.2			
		Sync:	9.1	9.2	9.2			34.9	
		Rnd.2:	8.2	8.0	8.5	7.6			
		Sync:	9.2	9.2	9.7		9.1	43.7	
3	 <b>Tiaki Temiha &amp; Reece Thompson</b> Australia	Rnd.1:	8.2	7.8	8.6	8.1			
		Sync:	9.7	9.4	9.2			35.1	
		Rnd.2:	7.1	7.3	7.5	7.0			
		Sync:	8.7	9.0	8.7		10.4	42.2	
4	 <b>Kohei Uchida &amp; Takanori Sawashi</b> Japan	Rnd.1:	8.6	8.1	7.9	8.2			
		Sync:	9.4	9.5	9.2			35.1	
		Rnd.2:	7.8	8.0	7.7	7.6			
		Sync:	9.1	9.2	9.0		6.2	39.9	
5	 <b>Cedric Belisle &amp; Luke Friesen</b> Canada	Rnd.1:	6.6	7.0	6.6	6.9			
		Sync:	8.8	8.8	8.9			31.1	
		Rnd.2:	7.5	7.4	7.4	7.4			
		Sync:	9.3	9.2	9.5		8.5	41.9	
6	 <b>Matthew Wood &amp; Jean Jacques Viviers</b> South Africa	Rnd.1:	7.2	7.2	7.5	7.4			
		Sync:	9.2	8.8	9.4			33.0	
		Rnd.2:	4.3	4.2	4.4	4.6			
		Sync:	5.3	5.6	5.6		4.6	24.5	



# RESULTS

## INDO PACIFIC CHAMPIONSHIPS 2006

12/07/2006






SYNCRO - Synchro 15-16 Female Finals		J1	J2	J3	J4	Diff	Points	Pen	Total
1	 <b>Manami Teramae &amp; Ayaka Kumakawa</b> Japan	Rnd.1: 8.5 Sync: 9.9 Rnd.2: 0.0 Sync: 0.0	8.7 9.8 0.0 0.0	8.7 9.8 0.0 0.0	8.7 0.0	6.5 0.0	43.5 0.0		43.5
2	 <b>Haruna Yamashita &amp; Erika Matsuo</b> Japan	Rnd.1: 8.4 Sync: 9.6 Rnd.2: 0.0 Sync: 0.0	7.7 9.4 0.0 0.0	8.5 8.9 0.0 0.0	7.4 0.0	7.8 0.0	42.7 0.0		42.7
3	 <b>Sally Brown &amp; Katrina Yeoman</b> Australia	Rnd.1: 7.1 Sync: 9.3 Rnd.2: 0.0 Sync: 0.0	8.0 9.1 0.0 0.0	7.6 9.5 0.0 0.0	7.8 0.0	8.5 0.0	42.5 0.0		42.5
4	 <b>Nicola Press &amp; Ebony Ellis</b> New Zealand	Rnd.1: 8.1 Sync: 9.6 Rnd.2: 0.0 Sync: 0.0	7.8 9.8 0.0 0.0	8.0 9.5 0.0 0.0	8.1 0.0	6.6 0.0	41.9 0.0		41.9
5	 <b>Ayano Nishimura &amp; Misaki Kurata</b> Japan	Rnd.1: 8.3 Sync: 9.3 Rnd.2: 0.0 Sync: 0.0	7.5 9.1 0.0 0.0	8.1 9.6 0.0 0.0	7.6 0.0	7.2 0.0	41.5 0.0		41.5



# RESULTS

## INDO PACIFIC CHAMPIONSHIPS 2006

12/07/2006



SYNCHRO - Synchro 15-16 Female Pre-Lims		J1	J2	J3	J4	Diff	Points	Pen	Total
1	 <b>Manami Teramae &amp; Ayaka Kumakawa</b> Japan	Rnd.1: 8.5 Sync: 9.9 Rnd.2: 8.6 Sync: 9.9	8.4 9.9 8.6 9.8	8.5 9.8 8.6 9.8	8.7 8.8		36.8 43.3		80.1
2	 <b>Ayano Nishimura &amp; Misaki Kurata</b> Japan	Rnd.1: 8.4 Sync: 9.5 Rnd.2: 8.1 Sync: 9.1	8.3 9.7 8.1 9.3	7.8 9.3 8.1 9.5	8.0 7.6		35.3 42.0		77.3
3	 <b>Haruna Yamashita &amp; Erika Matsuo</b> Japan	Rnd.1: 8.0 Sync: 9.2 Rnd.2: 8.0 Sync: 9.3	7.7 9.3 7.7 9.2	8.4 9.4 8.5 9.0	7.9 7.8		34.5 42.0		76.5
4	 <b>Nicola Press &amp; Ebony Ellis</b> New Zealand	Rnd.1: 4.2 Sync: 4.7 Rnd.2: 8.0 Sync: 9.4	2.7 4.5 7.7 9.4	4.2 4.9 8.0 9.6	2.7 7.9		16.3 41.3		57.6
5	 <b>Sally Brown &amp; Katrina Yeoman</b> Australia	Rnd.1: 0.9 Sync: 1.0 Rnd.2: 7.4 Sync: 9.2	0.8 1.0 7.7 9.3	0.9 1.0 8.0 9.5	0.8 7.4		3.7 42.2		45.9



# RESULTS

## INDO PACIFIC CHAMPIONSHIPS 2006

12/07/2006


SYNCRO - Snr International Male Pre-Lims		J1	J2	J3	J4	Diff	Points	Pen	Total
1	 Hideyasu Ishikawa & Tomoyuki Baba Japan	Rnd.1: 8.4 Sync: 9.3 Rnd.2: 8.4 Sync: 9.6	8.6 9.2 8.7 9.5	8.4 9.5 8.1 9.5	8.4 8.2	3.1 9.1	38.5 44.7		83.2
2	 Morne Olivier & Sipiwe Mosoang South Africa	Rnd.1: 6.7 Sync: 9.0 Rnd.2: 7.0 Sync: 9.2	7.5 8.6 7.3 8.4	7.3 8.6 7.0 8.8	7.1 7.3	2.6 11.3	34.2 43.2		77.4



# RESULTS

## INDO PACIFIC CHAMPIONSHIPS 2006

12/07/2006

SYNCRO - Snr International Female Pre-Lims		J1	J2	J3	J4	Diff	Points	Pen	Total
1 	Liz Clark & Christie Jenkins Australia	Rnd.1:	8.5	8.2	8.8	8.2			
		Sync:	9.2	9.5	9.5		1.8	37.5	
		Rnd.2:	8.3	8.2	8.5	8.1			
		Sync:	9.5	9.5	9.5		8.1	43.6	81.1












# RESULTS

## INDO PACIFIC CHAMPIONSHIPS 2006

12/07/2006





SYNCRO - 13-14 Female Pre-Lims		J1	J2	J3	J4	Diff	Points	Pen	Total
1	 <b>Keiko Fujii &amp; Maiko Mukai</b> Japan	Rnd.1: 8.6 Sync: 9.6 Rnd.2: 0.0 Sync: 0.0	7.8 9.6 0.0 0.0	8.0 9.6 0.0 0.0	8.1 0.0	7.2 0.0	42.5 0.0		42.5
2	 <b>Kaitlyn Duignan &amp; Alexandra Land</b> Australia	Rnd.1: 7.0 Sync: 9.1 Rnd.2: 0.0 Sync: 0.0	7.2 9.1 0.0 0.0	7.3 9.0 0.0 0.0	7.0 0.0	8.3 0.0	40.7 0.0		40.7
3	 <b>Makiko Itai &amp; Rui Muneda</b> Japan	Rnd.1: 8.2 Sync: 9.5 Rnd.2: 0.0 Sync: 0.0	7.8 9.5 0.0 0.0	8.2 9.3 0.0 0.0	7.6 0.0	5.0 0.0	40.0 0.0		40.0
4	 <b>Bianca Budler &amp; Marlise Keller</b> South Africa	Rnd.1: 6.9 Sync: 9.3 Rnd.2: 0.0 Sync: 0.0	7.0 9.0 0.0 0.0	6.9 8.9 0.0 0.0	7.0 0.0	7.8 0.0	39.7 0.0		39.7
5	 <b>Isabella Kerr &amp; Madeleine Johnson</b> Australia	Rnd.1: 7.5 Sync: 8.4 Rnd.2: 0.0 Sync: 0.0	7.2 8.6 0.0 0.0	7.5 8.3 0.0 0.0	7.2 0.0	7.3 0.0	38.8 0.0		38.8
6	 <b>Misaki Nakai &amp; Rio Kanao</b> Japan	Rnd.1: 6.1 Sync: 6.3 Rnd.2: 0.0 Sync: 0.0	4.4 6.3 0.0 0.0	6.1 6.3 0.0 0.0	4.6 0.0	4.2 0.0	27.5 0.0		27.5
7	 <b>Lize Mostert &amp; Nikita Scott</b> South Africa	Rnd.1: 2.9 Sync: 3.9 Rnd.2: 0.0 Sync: 0.0	3.1 3.9 0.0 0.0	3.0 3.7 0.0 0.0	2.9 0.0	3.0 0.0	16.7 0.0		16.7



# RESULTS

## INDO PACIFIC CHAMPIONSHIPS 2006

12/07/2006











SYNCRO - 13-14 Male Pre-Lims		J1	J2	J3	J4	Diff	Points	Pen	Total
1	 Ryusei Nakamura & Kazuki Sakai Japan	Rnd.1: 7.7 Sync: 9.7 Rnd.2: 0.0 Sync: 0.0	7.5 9.6 0.0 0.0	8.0 9.5 0.0 0.0	7.0 0.0	7.6 0.0	42.0 0.0		42.0
2	 Nelson Murray & Curtis Gerein Canada	Rnd.1: 6.7 Sync: 8.7 Rnd.2: 0.0 Sync: 0.0	7.6 8.5 0.0 0.0	7.0 8.1 0.0 0.0	7.2 0.0	8.8 0.0	40.0 0.0		40.0
3	 Itsuki Omiyaji & Ryutaro Katsupe Japan	Rnd.1: 8.1 Sync: 8.7 Rnd.2: 0.0 Sync: 0.0	7.5 8.6 0.0 0.0	8.5 8.9 0.0 0.0	7.3 0.0	5.0 0.0	38.0 0.0		38.0
4	 Ryutaro Otani & Jun Ishii Japan	Rnd.1: 3.6 Sync: 5.6 Rnd.2: 0.0 Sync: 0.0	4.6 5.4 0.0 0.0	3.7 5.7 0.0 0.0	4.6 0.0	5.3 0.0	24.8 0.0		24.8



# RESULTS

## INDO PACIFIC CHAMPIONSHIPS 2006

12/07/2006











SYNCHRO - 17+ Male Finals		J1	J2	J3	J4	Diff	Points	Pen	Total
1	 <b>TY Swadling &amp; Jack Penny</b> Australia	Rnd.1: 8.3 Sync: 9.1 Rnd.2: 0.0 Sync: 0.0	8.0 9.2 0.0 0.0	7.8 9.4 0.0 0.0	8.0 0.0	10.8 0.0	45.2 0.0		45.2
2	 <b>Yosuke Miyazaki &amp; Takayuki Mori</b> Japan	Rnd.1: 7.2 Sync: 9.4 Rnd.2: 0.0 Sync: 0.0	7.9 9.2 0.0 0.0	7.6 9.4 0.0 0.0	7.7 0.0	10.2 0.0	44.3 0.0		44.3
3	 <b>Curt Dewolff &amp; Mike Bryde</b> Canada	Rnd.1: 7.7 Sync: 9.4 Rnd.2: 0.0 Sync: 0.0	7.8 9.3 0.0 0.0	8.0 9.2 0.0 0.0	7.5 0.0	10.0 0.0	44.1 0.0		44.1
4	 <b>Phillip Henry &amp; Kierran Tuhi</b> New Zealand	Rnd.1: 7.4 Sync: 9.5 Rnd.2: 0.0 Sync: 0.0	7.6 9.5 0.0 0.0	7.5 9.3 0.0 0.0	7.8 0.0	8.5 0.0	42.6 0.0		42.6
5	 <b>Cory McNaught &amp; Samuel Granger</b> New Zealand	Rnd.1: 6.8 Sync: 9.4 Rnd.2: 0.0 Sync: 0.0	7.0 9.1 0.0 0.0	7.0 9.4 0.0 0.0	6.9 0.0	9.2 0.0	41.9 0.0		41.9
6	 <b>Christopher Bailey &amp; Mitchell Lawrence</b> Australia	Rnd.1: 7.4 Sync: 9.4 Rnd.2: 0.0 Sync: 0.0	7.6 9.6 0.0 0.0	8.4 9.4 0.0 0.0	7.3 0.0	6.3 0.0	40.1 0.0		40.1
7	 <b>Nicolaas Coetzee &amp; Eugene Pienaar</b> South Africa	Rnd.1: 7.4 Sync: 8.0 Rnd.2: 0.0 Sync: 0.0	7.4 7.9 0.0 0.0	7.5 7.7 0.0 0.0	7.6 0.0	8.6 0.0	39.3 0.0		39.3
8	 <b>Kazuhiro Hama &amp; Mitsuhiro Kurihara</b> Japan	Rnd.1: 3.9 Sync: 5.4 Rnd.2: 0.0 Sync: 0.0	4.7 5.4 0.0 0.0	3.8 5.6 0.0 0.0	4.4 0.0	5.5 0.0	24.6 0.0		24.6
9	 <b>Shotaro Nagae &amp; Shun Sakurai</b> Japan	Rnd.1: 2.3 Sync: 2.6 Rnd.2: 0.0 Sync: 0.0	1.5 2.6 0.0 0.0	2.3 2.6 0.0 0.0	1.4 0.0	3.1 0.0	12.1 0.0		12.1
10	 <b>Offering Tlaka &amp; Lucky Radebe</b> South Africa	Rnd.1: 0.7 Sync: 0.9 Rnd.2: 0.0 Sync: 0.0	0.8 0.9 0.0 0.0	0.7 0.9 0.0 0.0	0.8 0.0	1.5 0.0	4.8 0.0		4.8



# RESULTS

## INDO PACIFIC CHAMPIONSHIPS 2006

12/07/2006





SYNCRO - 17+ Male Pre-Lims			J1	J2	J3	J4	Diff	Points	Pen	Total
1	 <b>TY Swadling &amp; Jack Penny</b> Australia	Rnd.1:	8.3	8.2	8.5	8.4				
		Sync:	9.7	9.6	9.5			35.9		
		Rnd.2:	8.1	7.7	7.8	7.9				
		Sync:	9.8	9.7	9.6		10.8	45.9		81.8
2	 <b>Curt Dewolff &amp; Mike Bryde</b> Canada	Rnd.1:	7.6	8.3	8.0	7.8				
		Sync:	9.4	9.5	9.5			34.8		
		Rnd.2:	7.2	7.9	7.2	7.9				
		Sync:	9.1	8.9	9.2		10.0	43.3		78.1
3	 <b>Phillip Henry &amp; Kierran Tuhi</b> New Zealand	Rnd.1:	8.0	7.7	7.8	7.7				
		Sync:	9.5	9.4	9.3			34.3		
		Rnd.2:	7.5	7.3	7.3	7.3				
		Sync:	8.9	9.2	9.2		8.5	41.5		75.8
4	 <b>Cory McNaught &amp; Samuel Granger</b> New Zealand	Rnd.1:	6.4	6.5	6.4	6.7				
		Sync:	8.6	8.6	8.5			30.1		
		Rnd.2:	6.9	7.3	7.1	6.7				
		Sync:	9.6	9.5	9.5		9.2	42.2		72.3
5	 <b>Yosuke Miyazaki &amp; Takayuki Mori</b> Japan	Rnd.1:	7.8	8.0	8.5	7.9				
		Sync:	9.6	9.6	9.2			35.1		
		Rnd.2:	5.7	5.5	6.4	6.0				
		Sync:	6.5	6.8	6.4		8.4	33.1		68.2
6	 <b>Offering Tlaka &amp; Lucky Radebe</b> South Africa	Rnd.1:	4.0	4.6	4.1	4.7				
		Sync:	5.0	5.3	5.2			19.1		
		Rnd.2:	6.1	5.8	6.0	5.9				
		Sync:	7.8	8.0	8.0		9.7	37.6		56.7
7	 <b>Nicolaas Coetzee &amp; Eugene Pienaar</b> South Africa	Rnd.1:	3.1	2.2	3.3	2.1				
		Sync:	3.5	3.5	3.6			12.3		
		Rnd.2:	7.6	7.0	7.8	7.3				
		Sync:	8.5	8.5	8.9		8.6	40.5		52.8
8	 <b>Christopher Bailey &amp; Mitchell Lawrence</b> Australia	Rnd.1:	1.2	2.3	1.4	2.3				
		Sync:	2.7	2.7	2.7			9.1		
		Rnd.2:	7.7	7.5	7.8	7.5				
		Sync:	9.0	9.0	9.2		6.2	39.4		48.5
9	 <b>Kazuhiro Hama &amp; Mitsuhiro Kurihara</b> Japan	Rnd.1:	4.9	5.5	4.7	5.4				
		Sync:	6.0	6.0	6.1			22.3		
		Rnd.2:	1.6	2.2	1.4	2.2				
		Sync:	2.8	2.8	2.7		3.2	12.6		34.9
10	 <b>Shotaro Nagae &amp; Shun Sakurai</b> Japan	Rnd.1:	0.4	1.3	0.5	1.3				
		Sync:	1.7	1.7	1.6			5.2		
		Rnd.2:	0.1	0.0	0.1	0.0				
		Sync:	1.0	1.0	0.9		1.3	3.4		8.6



# RESULTS

## INDO PACIFIC CHAMPIONSHIPS 2006

12/07/2006






SYNCRO - 17+ Female Finals		J1	J2	J3	J4	Diff	Points	Pen	Total
1	 <b>Risa Matsuoka &amp; Yuho Nakata</b> Japan	Rnd.1: 8.2 Sync: 9.8 Rnd.2: 0.0 Sync: 0.0	8.1 9.9 0.0 0.0	7.8 9.8 0.0 0.0	8.5 0.0	8.5 0.0	44.4 0.0		44.4
2	 <b>Jessica Lewis &amp; Dannielle Ayrton</b> Australia	Rnd.1: 7.7 Sync: 9.5 Rnd.2: 0.0 Sync: 0.0	7.9 9.5 0.0 0.0	8.3 9.4 0.0 0.0	8.0 0.0	8.9 0.0	43.8 0.0		43.8
3	 <b>Makiko Otonari &amp; Ayano Ogawa</b> Japan	Rnd.1: 8.0 Sync: 9.6 Rnd.2: 0.0 Sync: 0.0	8.2 9.7 0.0 0.0	7.8 9.6 0.0 0.0	7.9 0.0	7.2 0.0	42.3 0.0		42.3
4	 <b>Moeka Shimada &amp; Hiromi Nagaoka</b> Japan	Rnd.1: 7.2 Sync: 8.3 Rnd.2: 0.0 Sync: 0.0	7.7 8.3 0.0 0.0	6.8 8.5 0.0 0.0	8.1 0.0	8.3 0.0	39.8 0.0		39.8



# RESULTS

## INDO PACIFIC CHAMPIONSHIPS 2006

12/07/2006





SYNCHRO - 17+ Female Pre-Lims		J1	J2	J3	J4	Diff	Points	Pen	Total
1	 <b>Risa Matsuoka &amp; Yuho Nakata</b> Japan	Rnd.1:	8.2	8.4	8.5	8.1			
		Sync:	9.8	9.8	9.8			36.2	
		Rnd.2:	7.9	8.0	8.1	8.5			
		Sync:	9.4	9.3	9.5		8.5	43.4	
2	 <b>Moeka Shimada &amp; Hiromi Nagaoka</b> Japan	Rnd.1:	8.5	8.2	8.4	8.2			
		Sync:	9.3	9.4	9.3			35.2	
		Rnd.2:	7.8	7.9	7.3	8.0			
		Sync:	9.0	9.2	9.1		8.3	42.2	
3	 <b>Jessica Lewis &amp; Dannielle Ayrton</b> Australia	Rnd.1:	8.7	7.8	8.1	7.8			
		Sync:	9.5	9.6	9.4			34.9	
		Rnd.2:	7.6	7.2	7.8	7.4			
		Sync:	9.1	8.5	8.9		8.9	41.7	
4	 <b>Makiko Otonari &amp; Ayano Ogawa</b> Japan	Rnd.1:	7.2	8.1	6.9	8.0			
		Sync:	9.2	9.3	9.3			33.8	
		Rnd.2:	8.1	8.3	8.1	8.4			
		Sync:	9.4	9.4	9.4		7.2	42.4	
5	 <b>Bridget Sugden &amp; Kirsten Wallace</b> New Zealand	Rnd.1:	0.6	0.6	0.5	0.5			
		Sync:	1.0	1.0	1.0			3.1	
		Rnd.2:	0.7	0.6	0.8	0.8			
		Sync:	1.0	1.0	1.0		0.0	3.5	



# RESULTS

## INDO PACIFIC CHAMPIONSHIPS 2006

12/07/2006





SYNCRO - 10-12 Male Pre-lims		J1	J2	J3	J4	Diff	Points	Pen	Total
1	 <b>Fumiya Yoshimura &amp; Ryo Shiranuka</b> Japan	Rnd.1: 8.4 Sync: 9.7 Rnd.2: 0.0 Sync: 0.0	7.8 9.5 0.0 0.0	8.1 9.6 0.0 0.0	7.8 0.0	8.3 0.0	43.4 0.0		43.4
2	 <b>Jan-Daniel du Preez &amp; Xolani Nxumalo</b> South Africa	Rnd.1: 6.7 Sync: 9.4 Rnd.2: 0.0 Sync: 0.0	6.9 9.4 0.0 0.0	6.7 9.5 0.0 0.0	6.8 0.0	6.3 0.0	38.6 0.0		38.6
3	 <b>Naoki Katsube &amp; Kohei Konishi</b> Japan	Rnd.1: 8.2 Sync: 8.8 Rnd.2: 0.0 Sync: 0.0	7.7 9.0 0.0 0.0	7.9 9.3 0.0 0.0	7.5 0.0	2.3 0.0	35.9 0.0		35.9
4	 <b>Kei Shiranuka &amp; Keita Maie</b> Japan	Rnd.1: 5.6 Sync: 6.4 Rnd.2: 0.0 Sync: 0.0	4.3 6.3 0.0 0.0	5.8 4.8 0.0 0.0	4.3 0.0	4.8 0.0	27.3 0.0		27.3



# RESULTS

## INDO PACIFIC CHAMPIONSHIPS 2006

12/07/2006

SYNCRO - 10-12 Female Pre-Lims		J1	J2	J3	J4	Diff	Points	Pen	Total
1	 Yuka Kuriki & Mizuki Tsunoda Japan	Rnd.1: 8.5 Sync: 9.3 Rnd.2: 0.0 Sync: 0.0	7.7 9.5 0.0 0.0	8.3 9.4 0.0 0.0	7.7 0.0	8.5 0.0	43.3 0.0		43.3
2	 Akine Miki & Yoshie Bungo Japan	Rnd.1: 8.5 Sync: 9.3 Rnd.2: 0.0 Sync: 0.0	8.1 8.9 0.0 0.0	8.3 9.0 0.0 0.0	8.2 0.0	5.0 0.0	39.5 0.0		39.5
3	 Marli Droomer & Chene Bester South Africa	Rnd.1: 6.9 Sync: 8.0 Rnd.2: 0.0 Sync: 0.0	6.8 8.4 0.0 0.0	7.5 8.1 0.0 0.0	6.9 0.0	6.7 0.0	36.7 0.0		36.7
4	 Yuna Sato & Miyuki Suda Japan	Rnd.1: 3.4 Sync: 3.5 Rnd.2: 0.0 Sync: 0.0	3.1 3.7 0.0 0.0	3.2 3.6 0.0 0.0	3.1 0.0	2.7 0.0	16.2 0.0		16.2












# RESULTS

## INDO PACIFIC CHAMPIONSHIPS 2006

12/07/2006








DOUBLE MINI - 10-12 Years Male Pre-Lims		J1	J2	J3	J4	J5	Diff	Points	Pen	Total
1	 <b>Tom Townson</b> Canada	Rnd.1: 9.3 Rnd.2: 9.1	9.2 9.2	9.2 9.1	9.2 9.2	9.3 9.3	4.4 3.1	32.1 30.6		62.7
2	 <b>Matthew Muller</b> South Africa	Rnd.1: 9.3 Rnd.2: 9.3	9.4 9.2	9.5 9.2	9.5 9.2	9.5 9.1	3.1 3.0	31.5 30.6		62.1
3	 <b>Marcel Schreuder</b> South Africa	Rnd.1: 9.3 Rnd.2: 9.1	9.2 9.1	9.2 9.2	9.2 9.2	9.2 9.2	3.5 3.2	31.1 30.7		61.8
4	 <b>Zander Biewenga</b> South Africa	Rnd.1: 9.5 Rnd.2: 9.3	9.4 9.3	9.4 9.3	9.4 9.2	9.4 9.3	2.2 2.7	30.4 30.6		61.0
5	 <b>Shota Uchino</b> Japan	Rnd.1: 9.5 Rnd.2: 9.5	9.3 9.3	9.3 9.4	9.4 9.3	9.2 9.3	0.7 1.2	28.7 29.2		57.9
6	 <b>Jan-Daniel du Preez</b> South Africa	Rnd.1: 6.7 Rnd.2: 9.1	6.6 9.1	6.7 9.2	6.6 9.3	6.6 9.2	2.0 3.3	21.9 30.8		52.7
7	 <b>Xolani Nxumalo</b> South Africa	Rnd.1: 0.0 Rnd.2: 9.1	0.0 9.2	0.0 9.3	0.0 9.3	0.0 9.3		0.0 31.4		31.4



# RESULTS

## INDO PACIFIC CHAMPIONSHIPS 2006

12/07/2006

DOUBLE MINI - 13-14 Years Male Finals		J1	J2	J3	J4	J5	Diff	Points	Pen	Total
1	 <b>Curtis Gerein</b> Canada	Rnd.1: 9.4 Rnd.2: 9.4	9.3 9.4	9.4 9.4	9.3 9.3	9.4 9.4	6.0 6.4	34.1 34.6		68.7
2	 <b>Marcel Cronje</b> South Africa	Rnd.1: 9.1 Rnd.2: 9.2	9.2 9.3	9.2 9.3	9.1 9.3	9.2 9.3	3.2 3.4	30.7 31.3		62.0
3	 <b>Mitsuharu Murata</b> Japan	Rnd.1: 9.3 Rnd.2: 9.1	9.3 9.2	9.3 9.2	9.3 9.2	9.2 9.1	3.1 3.0	31.0 30.5		61.5
4	 <b>Sean Botha</b> South Africa	Rnd.1: 9.3 Rnd.2: 9.0	9.2 9.2	9.3 9.2	9.2 9.1	9.3 9.1	4.4 1.8	32.2 29.2		61.4
5	 <b>Shaun Swadling</b> Australia	Rnd.1: 8.8 Rnd.2: 9.1	8.8 9.3	8.9 9.3	8.9 9.3	9.0 9.4	2.7 2.5	29.3 30.4		59.7
6	 <b>Nelson Murray</b> Canada	Rnd.1: 9.4 Rnd.2: 6.7	9.4 6.8	9.4 6.7	9.4 6.7	9.5 6.7	3.6 0.7	31.8 20.8		52.6
5	 <b>Carel-David Rautenbach</b> Namibia	Rnd.1: 0.0 Rnd.2: 0.0	0.0 0.0	0.0 0.0	0.0 0.0	0.0 0.0		0.0 0.0		0.0



# RESULTS

## INDO PACIFIC CHAMPIONSHIPS 2006

12/07/2006











DOUBLE MINI - 15-16 Years Male Finals		J1	J2	J3	J4	J5	Diff	Points	Pen	Total
1	<b>Luke Friesen</b> Canada	Rnd.1: 9.4 Rnd.2: 9.5	9.3 9.5	9.3 9.5	9.3 9.4	9.3 9.4	6.8 6.4	34.7 34.8		69.5
2	<b>Kierran Tuhi</b> New Zealand	Rnd.1: 9.5 Rnd.2: 9.3	9.5 9.4	9.5 9.4	9.5 9.4	9.5 9.3	6.4 6.0	34.9 34.1		69.0
3	<b>Jack Penny</b> Australia	Rnd.1: 9.3 Rnd.2: 9.6	9.4 9.4	9.5 9.5	9.5 9.4	9.5 9.5	5.6 5.6	34.0 34.0		68.0
4	<b>Reece Thompson</b> Australia	Rnd.1: 9.3 Rnd.2: 9.2	9.2 9.0	9.4 9.0	9.4 9.1	9.4 9.1	5.2 6.0	33.3 33.2		66.5
5	<b>Cedric Belisle</b> Canada	Rnd.1: 9.3 Rnd.2: 9.3	9.4 9.4	9.4 9.4	9.4 9.3	9.4 9.4	4.1 4.0	32.3 32.1		64.4
6	<b>Jean Jacques Viviers</b> South Africa	Rnd.1: 9.2 Rnd.2: 9.0	9.1 9.1	9.1 9.1	9.3 9.3	9.2 9.2	4.0 4.4	31.5 31.8		63.3
7	<b>Matthew Wood</b> South Africa	Rnd.1: 9.3 Rnd.2: 6.7	9.5 6.7	9.5 6.8	9.3 6.7	9.3 6.7	5.2 2.4	33.3 22.5		55.8
8	<b>Samuel Granger</b> New Zealand	Rnd.1: 9.2 Rnd.2: 6.6	9.2 6.6	9.1 6.6	9.3 6.6	9.3 6.6	6.0	33.7 19.8		53.5
9	<b>Tiaki Temiha</b> Australia	Rnd.1: 6.6 Rnd.2: 9.0	6.6 9.0	6.6 9.0	6.6 9.2	6.7 9.2	2.0 2.4	21.8 29.6		51.4
10	<b>Steven Empedocles</b> South Africa	Rnd.1: 9.2 Rnd.2: 0.0	9.1 0.0	9.1 0.0	9.4 0.0	9.3 0.0	4.3	31.9 0.0		31.9



# RESULTS

## INDO PACIFIC CHAMPIONSHIPS 2006

12/07/2006







DOUBLE MINI - 17+ Years Male Finals		J1	J2	J3	J4	J5	Diff	Points	Pen	Total
1	 <b>TY Swadling</b> Australia	Rnd.1: 9.4 Rnd.2: 9.3	9.4 9.2	9.5 9.3	9.3 9.1	9.3 9.2	6.4 7.2	34.5 34.9		69.4
2	 <b>Yuma Shimakawa</b> Japan	Rnd.1: 9.4 Rnd.2: 9.2	9.3 9.3	9.4 9.3	9.2 9.2	9.4 9.2	5.2 6.0	33.3 33.7		67.0
3	 <b>Phillip Henry</b> New Zealand	Rnd.1: 8.9 Rnd.2: 9.2	9.0 9.3	9.1 9.3	9.1 9.3	9.1 9.3	5.6 4.8	32.8 32.7		65.5
4	 <b>James Buckingham</b> Australia	Rnd.1: 9.3 Rnd.2: 9.1	9.1 9.1	9.2 8.9	9.2 9.1	9.3 9.1	4.8 4.8	32.5 32.1		64.6
5	 <b>Kasper Janse van Vuuren</b> South Africa	Rnd.1: 8.9 Rnd.2: 9.2	9.0 9.1	8.7 9.2	8.9 9.1	8.9 9.1	5.2 5.2	31.9 32.6		64.5
6	 <b>James Crawford</b> New Zealand	Rnd.1: 9.3 Rnd.2: 8.9	9.3 8.7	9.2 8.9	9.3 8.9	9.3 8.9	4.8 4.8	32.7 31.5		64.2
7	 <b>Frikkie Botes</b> Namibia	Rnd.1: 9.4 Rnd.2: 8.9	9.5 8.9	9.3 8.9	9.4 8.9	9.3 8.8	3.7 4.8	31.8 31.5		63.3
8	 <b>Christopher Bailey</b> Australia	Rnd.1: 8.8 Rnd.2: 6.6	8.8 6.5	8.7 6.6	8.9 6.6	8.8 6.6	5.2 2.4	31.6 22.2		53.8
9	 <b>Offering Tlaka</b> South Africa	Rnd.1: 9.5 Rnd.2: 0.0	9.3 0.0	9.5 0.0	9.3 0.0	9.3 0.0	8.4 0.0	36.5 0.0		36.5
10	 <b>Arno Kruger</b> South Africa	Rnd.1: 0.0 Rnd.2: 8.8	0.0 8.8	0.0 8.8	0.0 8.7	0.0 8.8	4.8 4.8	0.0 31.2		31.2



# RESULTS

## INDO PACIFIC CHAMPIONSHIPS 2006

12/07/2006











DOUBLE MINI - 10-12 Years Female Finals		J1	J2	J3	J4	J5	Diff	Points	Pen	Total
1	 <b>Alexandra Land</b> Australia	Rnd.1: 9.4 Rnd.2: 9.6	9.4 9.4	9.4 9.5	9.3 9.4	9.3 9.5	3.3 3.0	31.4 31.4		62.8
2	 <b>Christine Hansen</b> South Africa	Rnd.1: 9.1 Rnd.2: 9.2	9.2 9.2	9.2 9.3	9.2 9.2	9.2 9.3	1.5 3.2	29.1 30.9		60.0
3	 <b>Sarah Howe</b> New Zealand	Rnd.1: 9.2 Rnd.2: 9.5	9.3 9.4	9.2 9.3	9.3 9.3	9.3 9.4	2.2 1.8	30.0 29.9		59.9
4	 <b>Kayla Selkirk</b> South Africa	Rnd.1: 9.4 Rnd.2: 9.2	9.3 9.3	9.4 9.2	9.3 9.1	9.3 9.2	1.6 2.5	29.6 30.1		59.7
5	 <b>Anecia Badenhorst</b> South Africa	Rnd.1: 6.7 Rnd.2: 9.3	6.7 9.3	6.7 9.3	6.7 9.2	6.7 9.1	1.2 3.0	21.3 30.8		52.1
6	 <b>Marli Droomer</b> South Africa	Rnd.1: 0.0 Rnd.2: 9.4	0.0 9.5	0.0 9.3	0.0 9.3	0.0 9.4		0.0 31.6		31.6



# RESULTS

## INDO PACIFIC CHAMPIONSHIPS 2006

12/07/2006









DOUBLE MINI - 13-14 Years Female Finals		J1	J2	J3	J4	J5	Diff	Points	Pen	Total
1	 <b>Lize Mostert</b> South Africa	Rnd.1: 9.0 Rnd.2: 9.5	9.3 9.4	9.4 9.3	9.3 9.2	9.2 9.4	4.4 4.4	32.2 32.5		64.7
2	 <b>Marlise Keller</b> South Africa	Rnd.1: 9.1 Rnd.2: 9.1	9.2 9.2	9.3 9.3	9.3 9.2	9.1 9.2	4.4 4.4	32.0 32.0		64.0
3	 <b>Jordyn McLean</b> New Zealand	Rnd.1: 9.4 Rnd.2: 9.2	9.2 9.4	9.4 9.4	9.3 9.4	9.3 9.3	4.4 3.3	32.4 31.4		63.8
4	 <b>Kaitlyn Duignan</b> Australia	Rnd.1: 9.5 Rnd.2: 9.6	9.5 9.5	9.5 9.5	9.5 9.5	9.5 9.4	3.3 3.0	31.8 31.5		63.3
5	 <b>Lauren Ensworth</b> Canada	Rnd.1: 9.2 Rnd.2: 9.2	9.4 9.3	9.2 9.4	9.3 9.4	9.3 9.4	3.0 3.9	30.8 32.0		62.8
6	 <b>Josie Te Rata</b> New Zealand	Rnd.1: 9.4 Rnd.2: 9.4	9.3 9.5	9.4 9.4	9.4 9.5	9.2 9.4	2.9 2.9	31.0 31.2		62.2
7	 <b>Chika Uchiyama</b> Japan	Rnd.1: 9.5 Rnd.2: 9.4	9.4 9.5	9.4 9.5	9.5 9.6	9.4 9.4	1.8 1.6	30.1 30.0		60.1
8	 <b>Isabella Kerr</b> Australia	Rnd.1: 9.2 Rnd.2: 9.1	9.1 9.3	9.1 9.3	9.1 9.2	9.2 9.2	2.7 2.2	30.1 29.9		60.0
9	 <b>Madeleine Johnson</b> Australia	Rnd.1: 6.7 Rnd.2: 9.4	6.7 9.4	6.7 9.4	6.7 9.3	6.6 9.3	2.4 5.2	22.5 33.3		55.8
10	 <b>Lee-Anne Morrison</b> South Africa	Rnd.1: 9.4 Rnd.2: 6.6	9.3 6.7	9.4 6.7	9.3 6.7	9.3 6.6	3.0 2.4	31.0 22.4		53.4



# RESULTS

## INDO PACIFIC CHAMPIONSHIPS 2006

12/07/2006






DOUBLE MINI - 15-16 Years Female Finals		J1	J2	J3	J4	J5	Diff	Points	Pen	Total
1	 <b>Katrina Yeoman</b> Australia	Rnd.1: 9.1 Rnd.2: 9.4	9.3 9.4	9.3 9.4	9.2 9.3	9.3 9.4	5.6 5.2	33.4 33.4		66.8
2	 <b>Kimberley Shae</b> New Zealand	Rnd.1: 9.4 Rnd.2: 9.4	9.5 9.5	9.4 9.4	9.4 9.3	9.4 9.5	5.2 4.8	33.4 33.1		66.5
3	 <b>Nicola Press</b> New Zealand	Rnd.1: 9.5 Rnd.2: 9.5	9.5 9.5	9.5 9.4	9.5 9.4	9.5 9.5	3.3 3.3	31.8 31.7		63.5
4	 <b>Mieneke Prins</b> South Africa	Rnd.1: 9.4 Rnd.2: 9.0	9.4 9.3	9.5 9.3	9.4 9.2	9.5 9.3	3.0 3.2	31.3 31.0		62.3
5	 <b>Courtney Visser</b> South Africa	Rnd.1: 9.0 Rnd.2: 9.2	9.2 9.4	9.1 9.3	9.1 9.2	9.1 9.4	3.4 3.2	30.7 31.1		61.8
6	 <b>Erika Matsuo</b> Japan	Rnd.1: 9.5 Rnd.2: 9.2	9.5 9.1	9.5 9.2	9.5 9.1	9.6 9.2	1.7 3.0	30.2 30.5		60.7
7	 <b>Alana McLellan</b> Canada	Rnd.1: 6.7 Rnd.2: 9.1	6.8 9.2	6.7 9.2	6.8 9.2	6.8 9.2	0.7 5.2	21.0 32.8		53.8
8	 <b>Jessie Shaw</b> New Zealand	Rnd.1: 6.8 Rnd.2: 9.5	6.8 9.4	6.8 9.5	6.8 9.5	6.8 9.4	0.6 2.9	21.0 31.3		52.3



# RESULTS

## INDO PACIFIC CHAMPIONSHIPS 2006

12/07/2006

DOUBLE MINI - 17+ Years Female Finals		J1	J2	J3	J4	J5	Diff	Points	Pen	Total
1	 <b>Jessica Lewis</b> Australia	Rnd.1: 9.2 Rnd.2: 9.4	9.3 9.5	9.3 9.6	9.2 9.5	9.4 9.6	4.4 3.4	32.2 32.0		64.2
2	 <b>Patricia Dwyer</b> New Zealand	Rnd.1: 8.9 Rnd.2: 9.3	8.8 9.2	8.8 9.3	8.8 9.2	8.8 9.2	4.8 4.8	31.2 32.5		63.7
3	 <b>Dannielle Ayrton</b> Australia	Rnd.1: 9.3 Rnd.2: 9.0	9.3 9.2	9.2 9.1	9.2 9.1	9.3 9.1	3.7 4.4	31.5 31.7		63.2
4	 <b>Jessie Tulett</b> Australia	Rnd.1: 9.5 Rnd.2: 9.4	9.5 9.4	9.5 9.3	9.4 9.4	9.4 9.4	3.0 3.4	31.4 31.6		63.0
5	 <b>Yuho Nakata</b> Japan	Rnd.1: 9.3 Rnd.2: 9.5	9.3 9.5	9.1 9.5	9.1 9.5	9.1 9.5	2.9 1.8	30.4 30.3		60.7











# RESULTS

## INDO PACIFIC CHAMPIONSHIPS 2006

12/07/2006








DOUBLE MINI - 10-12 Years Female Pre-Lims		J1	J2	J3	J4	J5	Diff	Points	Pen	Total
1	 <b>Marli Droomer</b> South Africa	Rnd.1: 9.6 Rnd.2: 9.5	9.4 9.5	9.5 9.5	9.4 9.4	9.5 9.4	2.9 2.1	31.3 30.5		61.8
2	 <b>Alexandra Land</b> Australia	Rnd.1: 9.5 Rnd.2: 9.6	9.4 9.5	9.4 9.5	9.5 9.4	9.4 9.4	1.8 2.7	30.1 31.1		61.2
3	 <b>Sarah Howe</b> New Zealand	Rnd.1: 9.5 Rnd.2: 9.4	9.5 9.3	9.5 9.4	9.5 9.4	9.5 9.4	1.6 2.0	30.1 30.2		60.3
4	 <b>Anecia Badenhorst</b> South Africa	Rnd.1: 9.3 Rnd.2: 9.5	9.3 9.4	9.4 9.3	9.2 9.3	9.3 9.3	2.7 1.7	30.6 29.7		60.3
5	 <b>Christine Hansen</b> South Africa	Rnd.1: 9.3 Rnd.2: 9.4	9.2 9.4	9.3 9.4	9.3 9.3	9.3 9.3	1.7 1.6	29.6 29.7		59.3
6	 <b>Kayla Selkirk</b> South Africa	Rnd.1: 9.5 Rnd.2: 9.3	9.4 9.3	9.4 9.3	9.3 9.2	9.3 9.4	1.3 1.6	29.4 29.5		58.9



# RESULTS

## INDO PACIFIC CHAMPIONSHIPS 2006

12/07/2006













DOUBLE MINI - 10-12 Years Male Finals		J1	J2	J3	J4	J5	Diff	Points	Pen	Total
1	 <b>Xolani Nxumalo</b> South Africa	Rnd.1: 9.4 Rnd.2: 9.3	9.4 9.3	9.3 9.4	9.2 9.2	9.3 9.3	3.4 4.4	31.4 32.3		63.7
2	 <b>Matthew Muller</b> South Africa	Rnd.1: 9.5 Rnd.2: 9.6	9.4 9.3	9.3 9.3	9.2 9.2	9.3 9.3	3.3 4.4	31.3 32.3		63.6
3	 <b>Tom Townson</b> Canada	Rnd.1: 9.1 Rnd.2: 9.6	9.1 9.3	9.1 9.2	9.0 9.3	9.1 9.4	4.4 3.2	31.7 31.2		62.9
4	 <b>Zander Biewenga</b> South Africa	Rnd.1: 9.4 Rnd.2: 9.3	9.4 9.3	9.4 9.3	9.4 9.3	9.3 9.4	3.0 3.3	31.2 31.2		62.4
5	 <b>Jan-Daniel du Preez</b> South Africa	Rnd.1: 9.4 Rnd.2: 9.1	9.2 9.1	9.4 9.3	9.4 9.2	9.4 9.2	2.9 3.2	31.1 30.7		61.8
6	 <b>Marcel Schreuder</b> South Africa	Rnd.1: 9.3 Rnd.2: 9.3	9.3 9.2	9.3 9.4	9.2 9.2	9.2 9.1	3.0 2.9	30.8 30.6		61.4
7	 <b>Shota Uchino</b> Japan	Rnd.1: 9.4 Rnd.2: 9.5	9.4 9.4	9.4 9.3	9.3 9.3	9.4 9.3	1.3 1.7	29.5 29.7		59.2



# RESULTS

## INDO PACIFIC CHAMPIONSHIPS 2006

12/07/2006








DOUBLE MINI - 13-14 Years Female Pre-Lims		J1	J2	J3	J4	J5	Diff	Points	Pen	Total
1	 <b>Lize Mostert</b> South Africa	Rnd.1: 9.5 Rnd.2: 9.5	9.5 9.5	9.4 9.5	9.3 9.3	9.3 9.4	3.3 3.6	31.5 32.0		63.5
2	 <b>Lee-Anne Morrison</b> South Africa	Rnd.1: 9.3 Rnd.2: 9.1	9.3 9.1	9.3 9.1	9.2 9.1	9.2 9.1	3.3 3.6	31.1 30.9		62.0
3	 <b>Lauren Ensworth</b> Canada	Rnd.1: 9.2 Rnd.2: 9.0	9.2 9.1	9.1 9.1	9.2 9.1	9.2 9.1	3.2 3.5	30.8 30.8		61.6
4	 <b>Marlise Keller</b> South Africa	Rnd.1: 9.3 Rnd.2: 8.9	9.3 8.9	9.3 9.0	9.3 8.9	9.3 9.0	3.6 3.3	31.5 30.1		61.6
5	 <b>Nikita Scott</b> South Africa	Rnd.1: 9.3 Rnd.2: 9.0	9.4 9.0	9.4 9.0	9.3 8.9	9.3 8.9	3.4 3.2	31.4 30.1		61.5
6	 <b>Josie Te Rata</b> New Zealand	Rnd.1: 9.4 Rnd.2: 9.5	9.1 9.5	9.2 9.4	9.2 9.5	9.2 9.3	2.7 1.3	30.3 29.7		60.0
7	 <b>Jordyn McLean</b> New Zealand	Rnd.1: 9.4 Rnd.2: 8.9	9.5 9.1	9.4 9.1	9.3 9.1	9.4 9.1	2.7 1.8	30.9 29.1		60.0
8	 <b>Isabella Kerr</b> Australia	Rnd.1: 9.5 Rnd.2: 9.4	9.4 9.3	9.4 9.3	9.4 9.5	9.3 9.4	1.8 1.8	30.0 29.9		59.9
9	 <b>Kaitlyn Duignan</b> Australia	Rnd.1: 9.2 Rnd.2: 8.8	9.1 8.9	9.2 8.9	9.2 8.8	9.2 8.8	2.7 3.1	30.3 29.6		59.9
10	 <b>Chika Uchiyama</b> Japan	Rnd.1: 9.4 Rnd.2: 9.1	9.4 9.2	9.5 9.4	9.6 9.4	9.3 9.4	1.2 1.2	29.5 29.2		58.7
11	 <b>Bianca Budler</b> South Africa	Rnd.1: 6.6 Rnd.2: 9.2	6.5 9.2	6.6 9.3	6.6 9.3	6.6 9.2	2.0 5.6	21.8 33.3		55.1
12	 <b>Madeleine Johnson</b> Australia	Rnd.1: 6.7 Rnd.2: 9.1	6.6 9.1	6.6 9.1	6.6 9.2	6.6 9.2	2.0 5.2	21.8 32.6		54.4



# RESULTS

## INDO PACIFIC CHAMPIONSHIPS 2006

12/07/2006









DOUBLE MINI - 13-14 Years Male Pre-Lims		J1	J2	J3	J4	J5	Diff	Points	Pen	Total
1	 <b>Curtis Gerein</b> Canada	Rnd.1: 9.0 Rnd.2: 9.2	9.1 9.3	9.1 9.3	9.0 9.4	9.1 9.4	6.0 5.1	33.2 33.1		66.3
2	 <b>Marcel Cronje</b> South Africa	Rnd.1: 9.2 Rnd.2: 9.1	9.1 9.2	9.3 9.2	9.2 9.2	9.2 9.2	3.5 3.3	31.1 30.9		62.0
3	 <b>Sean Botha</b> South Africa	Rnd.1: 9.3 Rnd.2: 9.3	9.4 9.3	9.5 9.4	9.4 9.2	9.5 9.3	2.1 2.9	30.4 30.8		61.2
4	 <b>Nelson Murray</b> Canada	Rnd.1: 8.9 Rnd.2: 8.6	8.9 8.6	8.9 8.6	8.9 8.7	8.9 8.9	5.2 3.4	31.9 29.3		61.2
5	 <b>Shaun Swadling</b> Australia	Rnd.1: 9.2 Rnd.2: 9.3	9.3 9.2	9.2 9.2	9.4 9.3	9.4 9.3	1.6 2.1	29.5 29.9		59.4
6	 <b>Mitsuharu Murata</b> Japan	Rnd.1: 8.9 Rnd.2: 6.7	8.9 6.7	8.9 6.6	8.9 6.7	8.9 6.6	2.7 0.5	29.4 20.5		49.9
5	 <b>Carel-David Rautenbach</b> Namibia	Rnd.1: 0.0 Rnd.2: 0.0	0.0 0.0	0.0 0.0	0.0 0.0	0.0 0.0		0.0 0.0		0.0



# RESULTS

## INDO PACIFIC CHAMPIONSHIPS 2006

12/07/2006

DOUBLE MINI - 15-16 Years Female Pre-Lims		J1	J2	J3	J4	J5	Diff	Points	Pen	Total
1	 <b>Kimberley Shae</b> New Zealand	Rnd.1: 9.7 Rnd.2: 9.6	9.5 9.5	9.6 9.6	9.7 9.6	9.7 9.7	3.1 3.7	32.1 32.5		64.6
2	 <b>Mieneke Prins</b> South Africa	Rnd.1: 9.3 Rnd.2: 9.0	9.3 9.2	9.4 9.4	9.4 9.1	9.5 9.2	3.3 4.0	31.4 31.5		62.9
3	 <b>Courtney Visser</b> South Africa	Rnd.1: 9.5 Rnd.2: 9.6	9.4 9.6	9.5 9.6	9.4 9.5	9.5 9.6	2.9 1.6	31.3 30.4		61.7
4	 <b>Jessie Shaw</b> New Zealand	Rnd.1: 9.6 Rnd.2: 9.7	9.6 9.6	9.7 9.7	9.7 9.8	9.6 9.7	1.3 1.2	30.2 30.3		60.5
5	 <b>Nicola Press</b> New Zealand	Rnd.1: 9.5 Rnd.2: 9.4	9.3 9.4	9.6 9.5	9.6 9.4	9.6 9.5	1.6 1.8	30.3 30.1		60.4
6	 <b>Erika Matsuo</b> Japan	Rnd.1: 9.2 Rnd.2: 9.3	9.3 9.5	9.4 9.4	9.1 9.3	9.5 9.4	1.3 1.6	29.2 29.7		58.9
7	 <b>Katrina Yeoman</b> Australia	Rnd.1: 9.2 Rnd.2: 6.6	9.4 6.6	9.3 6.7	9.3 6.6	9.4 6.6	5.6 2.8	33.6 22.6		56.2
8	 <b>Alana McLellan</b> Canada	Rnd.1: 6.6 Rnd.2: 9.4	6.6 9.2	6.5 9.4	6.6 9.4	6.6 9.3	2.8 4.3	22.6 32.4		55.0



# RESULTS

## INDO PACIFIC CHAMPIONSHIPS 2006

12/07/2006







DOUBLE MINI - 15-16 Years Male Pre-Lims		J1	J2	J3	J4	J5	Diff	Points	Pen	Total
1	<b>Matthew Wood</b> South Africa	Rnd.1: 9.4 Rnd.2: 9.6	9.3 9.5	9.4 9.5	9.4 9.5	9.3 9.4	5.6 5.6	33.7 34.1		67.8
2	<b>Jack Penny</b> Australia	Rnd.1: 9.2 Rnd.2: 9.6	9.3 9.4	9.1 9.5	9.2 9.5	9.3 9.5	5.6 5.6	33.3 34.1		67.4
3	<b>Kierran Tuhi</b> New Zealand	Rnd.1: 9.3 Rnd.2: 9.2	9.2 9.4	9.2 9.2	9.4 9.3	9.3 9.3	5.6 5.6	33.4 33.4		66.8
4	<b>Cedric Belisle</b> Canada	Rnd.1: 9.3 Rnd.2: 9.2	9.4 9.3	9.3 9.4	9.4 9.3	9.3 9.4	5.2 5.2	33.2 33.2		66.4
5	<b>Luke Friesen</b> Canada	Rnd.1: 9.3 Rnd.2: 8.9	9.1 8.8	9.2 8.9	9.2 8.9	9.2 8.9	6.8 5.2	34.4 31.9		66.3
6	<b>Reece Thompson</b> Australia	Rnd.1: 9.1 Rnd.2: 9.2	9.2 9.4	9.1 9.3	9.3 9.2	9.2 9.3	5.6 5.2	33.1 33.0		66.1
7	<b>Tiaki Temiha</b> Australia	Rnd.1: 9.2 Rnd.2: 9.3	9.4 9.3	9.3 9.3	9.3 9.3	9.3 9.4	5.2 4.8	33.1 32.7		65.8
8	<b>Samuel Granger</b> New Zealand	Rnd.1: 8.9 Rnd.2: 9.0	9.0 9.1	9.0 9.0	9.1 9.1	9.1 9.2	5.6 5.6	32.7 32.8		65.5
9	<b>Samuel Woolnough</b> Australia	Rnd.1: 9.4 Rnd.2: 9.3	9.3 9.3	9.2 9.2	9.3 9.1	9.3 9.2	4.8 4.8	32.7 32.5		65.2
10	<b>Steven Empedocles</b> South Africa	Rnd.1: 9.0 Rnd.2: 9.0	9.3 9.2	9.2 9.2	9.2 9.0	9.1 9.1	4.8 4.8	32.3 32.1		64.4
11	<b>Jean Jacques Viviers</b> South Africa	Rnd.1: 9.1 Rnd.2: 9.1	9.0 9.2	9.0 9.3	9.2 9.3	9.1 9.2	4.8 4.4	32.0 32.1		64.1
12	<b>Ramsay Geduld</b> South Africa	Rnd.1: 9.2 Rnd.2: 9.1	9.4 9.1	9.3 9.2	9.3 9.1	9.0 9.1	3.6 5.2	31.4 32.5		63.9
13	<b>Shohei Yamaguchi</b> Japan	Rnd.1: 9.3 Rnd.2: 9.3	9.3 9.2	9.4 9.3	9.4 9.3	9.4 9.3	2.7 3.1	30.8 31.0		61.8
14	<b>Matthew Holt</b> New Zealand	Rnd.1: 9.0 Rnd.2: 6.6	9.0 6.6	9.1 6.6	9.2 6.6	9.3 6.6	5.2 2.8	32.5 22.6		55.1
15	<b>Nathan McHardy</b> New Zealand	Rnd.1: 6.7 Rnd.2: 9.2	6.6 9.2	6.6 9.2	6.7 9.2	6.6 9.1	2.4 4.8	22.3 32.4		54.7
16	<b>Strike Nkuna</b> South Africa	Rnd.1: 0.0 Rnd.2: 9.4	0.0 9.3	0.0 9.4	0.0 9.2	0.0 9.2	6.4	0.0 34.3		34.3
	<b>Lucky Radebe</b> South Africa	Rnd.1: 0.0 Rnd.2: 0.0	0.0 0.0	0.0 0.0	0.0 0.0	0.0 0.0		0.0 0.0		0.0



# RESULTS

## INDO PACIFIC CHAMPIONSHIPS 2006

12/07/2006
















DOUBLE MINI - 17+ Years Female Pre-Lims		J1	J2	J3	J4	J5	Diff	Points	Pen	Total
1	 <b>Patricia Dwyer</b> New Zealand	Rnd.1: 9.5 Rnd.2: 9.3	9.5 9.6	9.5 9.5	9.5 9.5	9.4 9.5	3.0 3.4	31.5 31.9		63.4
2	 <b>Jessica Lewis</b> Australia	Rnd.1: 9.5 Rnd.2: 9.4	9.5 9.5	9.4 9.5	9.5 9.5	9.4 9.5	2.7 3.1	31.1 31.6		62.7
3	 <b>Jessie Tulett</b> Australia	Rnd.1: 9.5 Rnd.2: 9.5	9.5 9.4	9.5 9.5	9.4 9.3	9.4 9.4	2.7 3.1	31.1 31.4		62.5
4	 <b>Dannielle Ayrton</b> Australia	Rnd.1: 9.5 Rnd.2: 9.4	9.4 9.3	9.4 9.4	9.5 9.3	9.5 9.3	2.7 3.1	31.1 31.1		62.2
5	 <b>Kirsten Wallace</b> New Zealand	Rnd.1: 9.2 Rnd.2: 9.5	9.3 9.5	9.3 9.5	9.2 9.6	9.3 9.6	2.7 1.8	30.5 30.4		60.9
6	 <b>Yuho Nakata</b> Japan	Rnd.1: 9.5 Rnd.2: 9.5	9.5 9.4	9.6 9.6	9.6 9.6	9.6 9.6	1.3 1.6	30.0 30.3		60.3



# RESULTS

## INDO PACIFIC CHAMPIONSHIPS 2006

12/07/2006

DOUBLE MINI - 17+ Years Male Pre-Lims		J1	J2	J3	J4	J5	Diff	Points	Pen	Total
1	 <b>Offering Tlaka</b> South Africa	Rnd.1: 9.5 Rnd.2: 9.5	9.6 9.5	9.6 9.5	9.4 9.4	9.4 9.5	7.6 6.8	36.1 35.3		71.4
2	 <b>TY Swadling</b> Australia	Rnd.1: 9.3 Rnd.2: 9.3	9.2 9.5	9.2 9.3	9.2 9.2	9.3 9.3	6.4 6.8	34.1 34.7		68.8
3	 <b>Yuma Shimakawa</b> Japan	Rnd.1: 9.5 Rnd.2: 9.4	9.3 9.4	9.5 9.4	9.4 9.3	9.4 9.3	5.6 6.0	33.9 34.1		68.0
4	 <b>Frikkie Botes</b> Namibia	Rnd.1: 9.4 Rnd.2: 9.5	9.2 9.4	9.4 9.4	9.2 9.5	9.2 9.4	5.2 5.6	33.0 33.9		66.9
5	 <b>Kasper Janse van Vuuren</b> South Africa	Rnd.1: 9.5 Rnd.2: 9.5	9.4 9.4	9.3 9.5	9.4 9.4	9.4 9.3	5.2 5.2	33.4 33.5		66.9
6	 <b>James Buckingham</b> Australia	Rnd.1: 9.4 Rnd.2: 9.3	9.1 9.3	9.3 9.3	9.3 9.4	9.3 9.4	5.2 5.6	33.1 33.6		66.7
7	 <b>Arno Kruger</b> South Africa	Rnd.1: 9.3 Rnd.2: 9.4	9.1 9.3	9.1 9.3	9.1 9.3	9.2 9.3	5.2 6.0	32.6 33.9		66.5
8	 <b>Christopher Bailey</b> Australia	Rnd.1: 8.9 Rnd.2: 9.1	8.9 9.0	8.9 9.2	9.0 9.3	8.9 9.2	6.0 6.0	32.7 33.5		66.2
9	 <b>Phillip Henry</b> New Zealand	Rnd.1: 9.4 Rnd.2: 9.4	9.2 9.3	9.3 9.3	9.3 9.4	9.3 9.4	3.9 3.7	31.8 31.8		63.6
10	 <b>Nicolaas Coetzee</b> South Africa	Rnd.1: 9.7 Rnd.2: 6.8	9.4 6.7	9.6 6.8	9.5 6.8	9.4 6.7	6.0 4.0	34.5 24.3		58.8
11	 <b>James Crawford</b> New Zealand	Rnd.1: 9.1 Rnd.2: 6.8	9.1 6.7	9.0 6.7	9.1 6.7	9.1 6.7	4.4 0.6	31.7 20.7		52.4
12	 <b>Kazuhiro Shimura</b> Japan	Rnd.1: 8.9 Rnd.2: 6.6	9.1 6.6	9.0 6.6	8.9 6.6	8.9 6.6	2.9 0.6	29.7 20.4		50.1
13	 <b>Mitchell Lawrence</b> Australia	Rnd.1: 0.0 Rnd.2: 9.5	0.0 9.4	0.0 9.4	0.0 9.4	0.0 9.4		0.0 33.8		33.8
14	 <b>Mamoru Uri</b> Japan	Rnd.1: 9.1 Rnd.2: 0.0	9.3 0.0	9.2 0.0	9.2 0.0	9.1 0.0	3.4	30.9 0.0		30.9
15	 <b>Dewald Viljoen</b> South Africa	Rnd.1: 0.0 Rnd.2: 6.7	0.0 6.7	0.0 6.6	0.0 6.6	0.0 6.7		0.0 22.8		22.8











# RESULTS

## INDO PACIFIC CHAMPIONSHIPS 2006

12/07/2006


DOUBLE MINI - Snr International Male Pre-Lims		J1	J2	J3	J4	J5	Diff	Points	Pen	Total
1	 <b>Siphiwe Mosoang</b> South Africa	Rnd.1: 9.4 Rnd.2: 9.5	9.3 9.6	9.4 9.6	9.3 9.5	9.3 9.5	6.8 5.6	34.8 34.2		69.0
2	 <b>Morne Olivier</b> South Africa	Rnd.1: 9.6 Rnd.2: 9.6	9.5 9.5	9.5 9.5	9.5 9.5	9.5 9.4	5.6 5.6	34.1 34.1		68.2
3	 <b>Matthew Eldridge</b> Canada	Rnd.1: 9.5 Rnd.2: 9.4	9.3 9.3	9.4 9.3	9.4 9.4	9.3 9.3	5.6 6.4	33.7 34.4		68.1
4	 <b>Cory McNaught</b> New Zealand	Rnd.1: 9.4 Rnd.2: 8.9	9.3 8.8	9.2 8.8	9.4 8.9	9.3 9.0	6.4 6.0	34.4 32.6		67.0
5	 <b>Mark Foley</b> Canada	Rnd.1: 9.3 Rnd.2: 9.2	9.1 9.3	9.3 9.3	9.4 9.2	9.4 9.2	4.3 3.5	32.3 31.2		63.5
6	 <b>Lance Henry</b> New Zealand	Rnd.1: 0.0 Rnd.2: 9.5	0.0 9.5	0.0 9.5	0.0 9.5	0.0 9.3		0.0 32.1		32.1



# RESULTS

## INDO PACIFIC CHAMPIONSHIPS 2006

12/07/2006


DOUBLE MINI - Snr International Female Pre-Lims		J1	J2	J3	J4	J5	Diff	Points	Pen	Total
1	 <b>Bridget Sugden</b> New Zealand	Rnd.1: 9.5	9.6	9.6	9.4	9.4	5.2	33.7		
		Rnd.2: 9.3	9.5	9.4	9.4	9.3	5.2	33.3		67.0



# RESULTS

## INDO PACIFIC CHAMPIONSHIPS 2006

12/07/2006







DOUBLE MINI - Snr International Female Finals		J1	J2	J3	J4	J5	Diff	Points	Pen	Total
1	 <b>Bridget Sugden</b> New Zealand	Rnd.1: 9.3	9.2	9.3	9.2	9.2	4.4	32.1		
		Rnd.2: 9.4	9.4	9.3	9.4	9.3	4.8	32.9		65.0



# RESULTS

## INDO PACIFIC CHAMPIONSHIPS 2006

12/07/2006








DOUBLE MINI - Snr International Male Finals		J1	J2	J3	J4	J5	Diff	Points	Pen	Total
1	 <b>Matthew Eldridge</b> Canada	Rnd.1: 9.4 Rnd.2: 9.2	9.3 9.1	9.2 9.1	9.1 9.3	9.2 9.2	8.0 7.6	35.7 35.1		70.8
2	 <b>Morne Olivier</b> South Africa	Rnd.1: 9.5 Rnd.2: 9.1	9.4 8.9	9.4 9.1	9.2 9.0	9.3 9.0	7.6 7.6	35.7 34.7		70.4
3	 <b>Mark Foley</b> Canada	Rnd.1: 9.2 Rnd.2: 9.4	9.2 9.3	9.3 9.4	9.2 9.1	9.2 9.1	6.8 6.4	34.4 34.2		68.6
4	 <b>Cory McNaught</b> New Zealand	Rnd.1: 9.0 Rnd.2: 9.1	8.7 9.1	8.8 9.1	9.1 9.1	9.0 9.2	6.8 6.8	33.6 34.1		67.7
5	 <b>Lance Henry</b> New Zealand	Rnd.1: 9.4 Rnd.2: 9.5	9.4 9.4	9.4 9.4	9.3 9.5	9.3 9.4	6.0 5.2	34.1 33.5		67.6
6	 <b>Siphiwe Mosoang</b> South Africa	Rnd.1: 8.7 Rnd.2: 9.2	9.0 9.3	8.9 9.3	8.8 9.2	8.8 9.1	6.8 6.4	33.3 34.1		67.4



# RESULTS

## INDO PACIFIC CHAMPIONSHIPS 2006

12/07/2006








TUMBLING - Tumbling 13-14 Female Finals		J1	J2	J3	J4	J5	Diff	Points	Pen	Total
1	 Bianca Budler South Africa	Rnd.1: 8.5 Rnd.2: 0.0	8.5 0.0	8.4 0.0	8.3 0.0	8.5 0.0	5.6	31.0 0.0		31.0
2	 Lauren Ensworth Canada	Rnd.1: 8.4 Rnd.2: 0.0	8.4 0.0	8.0 0.0	8.2 0.0	8.4 0.0	4.2	29.2 0.0		29.2
3	 Jordyn McLean New Zealand	Rnd.1: 8.4 Rnd.2: 0.0	8.1 0.0	8.0 0.0	8.3 0.0	8.2 0.0	4.6	29.2 0.0		29.2
4	 Megan Mereniuk Canada	Rnd.1: 8.3 Rnd.2: 0.0	8.1 0.0	8.1 0.0	8.4 0.0	8.4 0.0	3.9	28.7 0.0		28.7
5	 Lee-Anne Morrison South Africa	Rnd.1: 8.1 Rnd.2: 0.0	7.5 0.0	8.1 0.0	8.0 0.0	8.0 0.0	3.5	27.6 0.0		27.6
6	 Sierra Boudreau Canada	Rnd.1: 8.1 Rnd.2: 0.0	8.3 0.0	8.2 0.0	8.1 0.0	8.3 0.0	2.6	27.2 0.0		27.2
7	 Kailey McLeod Canada	Rnd.1: 7.2 Rnd.2: 0.0	7.3 0.0	7.5 0.0	7.7 0.0	7.7 0.0	1.9	24.4 0.0		24.4



# RESULTS

## INDO PACIFIC CHAMPIONSHIPS 2006

12/07/2006






TUMBLING - Tumbling 13-14 Female Pre-Lims		J1	J2	J3	J4	J5	Diff	Points	Pen	Total
1	 Bianca Budler South Africa	Rnd.1: 8.5 Rnd.2: 8.2	8.3 8.2	8.5 8.3	8.0 8.1	8.3 8.2	5.6 5.2	30.7 29.8		60.5
2	 Lauren Ensworth Canada	Rnd.1: 8.2 Rnd.2: 8.6	8.4 8.7	8.3 8.4	8.4 8.5	8.2 8.3	3.9 4.2	28.8 29.7		58.5
3	 Megan Mereniuk Canada	Rnd.1: 8.5 Rnd.2: 8.3	8.5 8.4	8.4 8.5	8.5 8.6	8.2 8.3	3.9 3.3	29.3 28.5		57.8
4	 Sierra Boudreau Canada	Rnd.1: 8.4 Rnd.2: 8.4	8.5 8.2	8.5 8.5	8.5 8.6	8.3 8.4	2.9 3.2	28.3 28.5		56.8
5	 Jordyn McLean New Zealand	Rnd.1: 8.0 Rnd.2: 8.4	7.9 8.2	7.7 8.3	7.8 8.5	8.0 8.1	4.6 3.6	28.3 28.5		56.8
6	 Kailey McLeod Canada	Rnd.1: 8.1 Rnd.2: 8.6	8.1 8.5	8.0 8.3	8.4 8.4	8.3 8.3	3.1 3.4	27.6 28.6		56.2
7	 Lee-Anne Morrison South Africa	Rnd.1: 8.0 Rnd.2: 7.1	7.8 7.2	7.8 7.2	8.0 7.3	8.0 7.1	3.2 1.8	27.0 23.3		50.3



# RESULTS

## INDO PACIFIC CHAMPIONSHIPS 2006

12/07/2006






TUMBLING - Tumbling 13-14 Male Finals		J1	J2	J3	J4	J5	Diff	Points	Pen	Total
1	 <b>Luke Hubbard</b> Australia	Rnd.1: 8.3 Rnd.2: 0.0	8.0 0.0	8.0 0.0	8.2 0.0	8.2 0.0	6.6	31.0 0.0		31.0
2	 <b>Tiaan Visagie</b> South Africa	Rnd.1: 8.3 Rnd.2: 0.0	8.3 0.0	8.2 0.0	8.2 0.0	8.2 0.0	6.1	30.8 0.0		30.8
3	 <b>Leon Ganswyk</b> South Africa	Rnd.1: 8.2 Rnd.2: 0.0	7.9 0.0	8.0 0.0	8.1 0.0	8.3 0.0	5.2	29.5 0.0		29.5
4	 <b>Andrew Kelly</b> South Africa	Rnd.1: 8.2 Rnd.2: 0.0	8.1 0.0	8.1 0.0	8.1 0.0	8.0 0.0	4.1	28.4 0.0		28.4
5	 <b>Curtis Gerein</b> Canada	Rnd.1: 7.1 Rnd.2: 0.0	7.3 0.0	7.5 0.0	7.5 0.0	7.6 0.0	2.6	24.9 0.0		24.9



# RESULTS

## INDO PACIFIC CHAMPIONSHIPS 2006

12/07/2006

TUMBLING - Tumbling 13-14 Male Pre-Lims		J1	J2	J3	J4	J5	Diff	Points	Pen	Total
1	 <b>Tiaan Visagie</b> South Africa	Rnd.1: 8.1 Rnd.2: 8.4	7.9 8.3	7.9 8.2	8.4 8.3	7.9 8.4	5.6 6.5	29.5 31.5		61.0
2	 <b>Luke Hubbard</b> Australia	Rnd.1: 8.3 Rnd.2: 8.2	8.0 8.2	7.7 8.0	8.3 7.8	8.0 8.0	5.7 6.6	30.0 30.8		60.8
3	 <b>Curtis Gerein</b> Canada	Rnd.1: 8.3 Rnd.2: 8.1	8.0 7.8	8.0 8.0	8.3 8.1	8.3 8.3	4.8 5.6	29.4 29.8		59.2
4	 <b>Leon Ganswyk</b> South Africa	Rnd.1: 8.2 Rnd.2: 8.3	7.9 8.1	8.3 8.0	8.0 8.2	8.2 8.1	5.2 4.4	29.6 28.8		58.4
5	 <b>Andrew Kelly</b> South Africa	Rnd.1: 8.1 Rnd.2: 7.9	7.9 7.7	7.9 7.4	8.0 7.4	7.9 7.7	4.0 4.1	27.8 26.9		54.7






# RESULTS

## INDO PACIFIC CHAMPIONSHIPS 2006

12/07/2006

TUMBLING - Tumbling 17+ Female Finals		J1	J2	J3	J4	J5	Diff	Points	Pen	Total
1	 Patricia Dwyer New Zealand	Rnd.1: 7.3 Rnd.2: 7.9	7.5 8.1	7.6 7.9	7.4 7.7	7.6 7.9	2.4 4.3	24.9 28.0		52.9



# RESULTS

## INDO PACIFIC CHAMPIONSHIPS 2006

12/07/2006





TUMBLING - Tumbling 17+ Female Pre-Lims		J1	J2	J3	J4	J5	Diff	Points	Pen	Total
1	 Patricia Dwyer New Zealand	Rnd.1: 8.0	8.0	7.7	7.7	8.0	4.4	28.1		
		Rnd.2: 6.8	7.0	7.1	7.0	7.2	3.1	24.2		52.3



# RESULTS

## INDO PACIFIC CHAMPIONSHIPS 2006

12/07/2006





TUMBLING - Tumbling 17+ Male Finals		J1	J2	J3	J4	J5	Diff	Points	Pen	Total
1	 <b>Motlhalefi Nko</b> South Africa	Rnd.1: 8.3 Rnd.2: 8.5	8.1 8.4	8.3 8.2	8.2 8.5	8.2 8.3	7.5 6.1	32.2 31.3		63.5
2	 <b>Michael Osupile</b> South Africa	Rnd.1: 7.4 Rnd.2: 8.2	7.4 8.4	7.6 8.6	7.6 8.4	7.6 8.3	6.1 5.3	28.7 30.4		59.1
3	 <b>Kenny Modisadife</b> South Africa	Rnd.1: 8.4 Rnd.2: 8.0	8.3 8.3	8.3 8.1	8.6 8.3	8.4 8.2	4.7 4.4	29.8 29.0		58.8
4	 <b>Herman Heunis</b> South Africa	Rnd.1: 7.7 Rnd.2: 8.2	7.8 8.0	7.7 8.0	7.7 8.0	7.6 8.1	4.6 5.2	27.7 29.3		57.0



# RESULTS

## INDO PACIFIC CHAMPIONSHIPS 2006

12/07/2006




TUMBLING - Tumbling 17+ Male Pre-Lims		J1	J2	J3	J4	J5	Diff	Points	Pen	Total
1	 <b>Motlhalefi Nko</b> South Africa	Rnd.1: 8.5 Rnd.2: 8.5	8.0 8.4	8.2 8.3	8.4 8.2	8.3 8.4	6.7 6.1	31.6 31.2		62.8
2	 <b>Michael Osupile</b> South Africa	Rnd.1: 8.4 Rnd.2: 8.1	8.2 8.1	8.1 8.2	8.3 8.1	8.2 8.3	6.4 5.3	31.1 29.7		60.8
3	 <b>Kenny Modisadife</b> South Africa	Rnd.1: 8.3 Rnd.2: 8.2	8.3 8.4	8.2 8.6	8.6 8.4	8.4 8.3	4.7 5.3	29.7 30.4		60.1
4	 <b>Herman Heunis</b> South Africa	Rnd.1: 8.2 Rnd.2: 8.0	8.1 7.9	8.3 7.9	7.9 7.9	8.3 8.0	4.6 5.2	29.2 29.0		58.2



# RESULTS

## INDO PACIFIC CHAMPIONSHIPS 2006

12/07/2006


TUMBLING - Tumbling 10-12 Female Pre-Lims		J1	J2	J3	J4	J5	Diff	Points	Pen	Total
1	 Shannon St James Canada	Rnd.1: 8.4 Rnd.2: 8.3	8.6 8.5	8.5 8.3	8.4 8.2	8.2 8.4	3.1 3.6	28.4 28.6		57.0
2	 Charne Smyth South Africa	Rnd.1: 8.2 Rnd.2: 8.2	8.4 8.2	8.1 8.1	8.3 8.2	8.0 8.0	2.6 2.9	27.2 27.4		54.6
3	 Lezaan Jordaan South Africa	Rnd.1: 8.3 Rnd.2: 7.4	8.2 7.5	8.1 7.5	8.2 7.4	8.1 7.3	4.1 3.1	28.6 25.4		54.0



# RESULTS

## INDO PACIFIC CHAMPIONSHIPS 2006

12/07/2006


TUMBLING - Tumbling 10-12 Male Finals		J1	J2	J3	J4	J5	Diff	Points	Pen	Total
1	 Marcel Schreuder South Africa	Rnd.1: 7.9 Rnd.2: 0.0	8.0 0.0	7.9 0.0	8.2 0.0	7.9 0.0	3.2	27.0 0.0		27.0



# RESULTS

## INDO PACIFIC CHAMPIONSHIPS 2006

12/07/2006


TUMBLING - Tumbling 10-12 Male Pre-Lims		J1	J2	J3	J4	J5	Diff	Points	Pen	Total
1	 Marcel Schreuder South Africa	Rnd.1: 8.2 Rnd.2: 7.8	8.0 7.9	8.2 7.9	8.3 7.8	7.9 7.9	3.2 3.7	27.6 27.3		54.9



# RESULTS

## INDO PACIFIC CHAMPIONSHIPS 2006

12/07/2006

TUMBLING - Tumbling Female Snr International Final		J1	J2	J3	J4	J5	Diff	Points	Pen	Total
1	 Kyla Phillips South Africa	Rnd.1: 8.5 Rnd.2: 8.4	8.5 8.6	8.4 8.5	8.6 8.5	8.4 8.3	5.1 6.3	30.5 31.7		62.2





# RESULTS

## INDO PACIFIC CHAMPIONSHIPS 2006

12/07/2006





TUMBLING - Tumbling Female Snr Intern Pre-Lims		J1	J2	J3	J4	J5	Diff	Points	Pen	Total
1	 Kyla Phillips South Africa	Rnd.1: 8.5 Rnd.2: 8.4	8.5 8.3	8.5 8.6	8.6 8.4	8.4 8.3	4.7 6.3	30.2 31.4		61.6



# RESULTS

## INDO PACIFIC CHAMPIONSHIPS 2006

12/07/2006





TUMBLING - Tumbling Male Snr International Finals		J1	J2	J3	J4	J5	Diff	Points	Pen	Total
1	 <b>Lebogang Ramokopelwa</b> South Africa	Rnd.1: 8.5 Rnd.2: 8.6	8.6 8.1	8.4 8.3	8.4 8.5	8.4 8.5	6.7 9.5	32.0 34.8		66.8
2	 <b>Lee Budler</b> South Africa	Rnd.1: 8.2 Rnd.2: 8.1	8.3 7.8	8.2 8.2	8.0 7.7	8.1 8.0	6.7 7.5	31.2 31.4		62.6
3	 <b>Lebogang Maleshane</b> South Africa	Rnd.1: 8.1 Rnd.2: 7.8	8.0 7.5	8.0 7.7	7.9 7.4	8.0 7.7	6.7 7.5	30.7 30.4		61.1
4	 <b>Potse Gopane</b> South Africa	Rnd.1: 7.3 Rnd.2: 8.1	7.4 8.0	7.4 8.1	7.4 8.3	7.2 8.4	6.0 6.7	28.1 31.2		59.3



# RESULTS

## INDO PACIFIC CHAMPIONSHIPS 2006

12/07/2006








TUMBLING - Tumbling Male Snr Internat Pre-Lims		J1	J2	J3	J4	J5	Diff	Points	Pen	Total
1	 <b>Lebogang Ramokopelwa</b> South Africa	Rnd.1: 8.5 Rnd.2: 8.3	8.2 8.2	8.2 8.2	8.5 8.2	8.2 8.2	6.7 7.9	31.6 32.5		64.1
2	 <b>Lee Budler</b> South Africa	Rnd.1: 8.3 Rnd.2: 8.2	8.0 7.9	8.4 7.9	8.3 7.9	8.1 8.3	6.7 7.5	31.4 31.5		62.9
3	 <b>Potse Gopane</b> South Africa	Rnd.1: 8.0 Rnd.2: 8.4	7.9 8.2	8.1 8.4	8.1 8.3	8.1 8.4	6.6 5.7	30.8 30.8		61.6
4	 <b>Lebogang Maleshane</b> South Africa	Rnd.1: 8.4 Rnd.2: 6.2	8.4 6.0	8.5 6.1	8.3 5.8	8.3 6.0	6.7 4.1	31.8 22.2		54.0



# RESULTS

## INDO PACIFIC CHAMPIONSHIPS 2006

12/07/2006








TUMBLING - Tumbling 15-16 Female Finals		J1	J2	J3	J4	J5	Diff	Points	Pen	Total
1	 <b>Teja Durante</b> Canada	Rnd.1: 8.6 Rnd.2: 8.6	8.2 8.3	8.4 8.3	8.7 8.3	8.5 8.3	4.2 5.0	29.7 29.9		59.6
2	 <b>Malinda Carlini</b> Canada	Rnd.1: 8.5 Rnd.2: 8.5	8.5 8.6	8.5 8.6	8.5 8.4	8.4 8.5	4.4 4.0	29.9 29.6		59.5
3	 <b>Nadine Burger</b> South Africa	Rnd.1: 8.4 Rnd.2: 8.3	8.1 8.2	8.1 8.2	8.0 8.2	8.1 8.0	3.8 4.1	28.1 28.7		56.8
4	 <b>Rozanne Oeschger</b> South Africa	Rnd.1: 8.4 Rnd.2: 7.3	8.3 7.6	8.2 7.8	8.5 7.6	8.1 7.4	4.5 3.2	29.4 25.8		55.2
5	 <b>Katrina Yeoman</b> Australia	Rnd.1: 8.1 Rnd.2: 8.0	8.0 7.9	8.1 8.0	8.0 7.8	8.0 7.9	3.4 3.4	27.5 27.2		54.7
6	 <b>Frances Ayres</b> South Africa	Rnd.1: 6.9 Rnd.2: 8.1	7.1 8.0	7.5 8.3	7.6 8.1	7.2 8.0	2.3 4.4	24.1 28.6		52.7
7	 <b>Molebogeng Kgadiete</b> South Africa	Rnd.1: 7.2 Rnd.2: 6.9	6.9 7.3	7.5 7.4	7.6 7.2	7.4 7.5	1.9 2.5	24.0 24.4		48.4



# RESULTS

## INDO PACIFIC CHAMPIONSHIPS 2006

12/07/2006





TUMBLING - Tumbling 15-16 Female Pre-Lims		J1	J2	J3	J4	J5	Diff	Points	Pen	Total
1	 <b>Rozanne Oeschger</b> South Africa	Rnd.1: 8.3 Rnd.2: 8.3	8.5 8.5	8.5 8.5	8.5 8.2	8.2 8.3	4.6 4.7	29.9 29.8		59.7
2	 <b>Nadine Burger</b> South Africa	Rnd.1: 8.4 Rnd.2: 8.5	8.5 7.7	8.4 8.1	8.2 7.9	8.3 8.2	3.8 4.1	28.9 28.3		57.2
3	 <b>Teja Durante</b> Canada	Rnd.1: 7.6 Rnd.2: 8.5	7.4 8.3	7.8 8.3	7.8 8.5	7.5 8.4	1.8 5.0	24.7 30.2		54.9
4	 <b>Malinda Carlini</b> Canada	Rnd.1: 7.2 Rnd.2: 8.3	7.9 8.8	7.9 8.5	8.0 8.4	7.6 8.4	2.0 4.1	25.4 29.4		54.8
5	 <b>Molebogeng Kgadiete</b> South Africa	Rnd.1: 8.2 Rnd.2: 7.1	8.3 7.3	8.0 7.5	8.1 7.4	8.4 7.5	4.3 2.6	28.9 24.8		53.7
6	 <b>Frances Ayres</b> South Africa	Rnd.1: 8.3 Rnd.2: 7.0	8.5 7.5	8.3 7.5	8.3 7.2	8.1 7.2	4.3 2.5	29.2 24.4		53.6
7	 <b>Katrina Yeoman</b> Australia	Rnd.1: 7.2 Rnd.2: 8.1	6.7 8.1	7.1 8.1	6.8 8.0	7.0 8.0	1.9 4.0	22.8 28.2		51.0



# RESULTS

## INDO PACIFIC CHAMPIONSHIPS 2006

12/07/2006





<b>TUMBLING - Tumbling 15-16 Male Finals</b>		J1	J2	J3	J4	J5	Diff	Points	Pen	Total
1	 <b>Katlego Ramokopelwa</b> South Africa	Rnd.1: 8.8 Rnd.2: 8.5	8.8 8.3	8.7 8.5	8.6 8.4	8.5 8.5	4.7 5.7	30.8 31.1		61.9
2	 <b>Karabo Legetho</b> South Africa	Rnd.1: 8.4 Rnd.2: 8.1	8.5 7.8	8.4 7.9	8.6 8.2	8.4 8.1	4.7 5.3	30.0 29.4		59.4
3	 <b>Reece Thompson</b> Australia	Rnd.1: 8.0 Rnd.2: 7.9	7.9 7.8	7.9 7.7	8.0 7.7	7.8 8.0	5.6 4.8	29.4 28.2		57.6
4	 <b>Tiaki Temiha</b> Australia	Rnd.1: 7.5 Rnd.2: 7.4	7.7 7.4	8.0 7.5	7.7 7.2	7.9 7.5	2.8 4.1	26.1 26.4		52.5



# RESULTS

## INDO PACIFIC CHAMPIONSHIPS 2006

12/07/2006




TUMBLING - Tumbling 15-16 Male Pre-Lims		J1	J2	J3	J4	J5	Diff	Points	Pen	Total
1	 <b>Katlego Ramokopelwa</b> South Africa	Rnd.1: 8.7 Rnd.2: 8.4	8.6 7.9	8.6 8.4	8.6 8.3	8.5 8.4	4.7 5.3	30.5 30.4		60.9
2	 <b>Reece Thompson</b> Australia	Rnd.1: 8.4 Rnd.2: 7.7	8.5 7.9	8.3 8.0	8.1 7.8	8.2 8.0	5.0 5.3	29.9 29.0		58.9
3	 <b>Karabo Legetho</b> South Africa	Rnd.1: 8.6 Rnd.2: 7.4	8.5 7.4	8.6 7.8	8.5 7.7	8.5 7.7	4.7 2.5	30.3 25.3		55.6
4	 <b>Tiaki Temiha</b> Australia	Rnd.1: 8.1 Rnd.2: 5.0	7.9 4.7	8.1 4.5	8.3 4.5	8.1 5.0	2.8 1.7	27.1 15.9		43.0



# RESULTS

## INDO PACIFIC CHAMPIONSHIPS 2006

12/07/2006

<b>TUMBLING - Tumbling 10-12 Female Finals</b>		J1	J2	J3	J4	J5	Diff	Points	Pen	Total
1	 <b>Shannon St James</b> Canada	Rnd.1: 8.4 Rnd.2: 0.0	8.6 0.0	8.6 0.0	8.4 0.0	8.5 0.0	3.6	29.1 0.0		29.1
2	 <b>Lezaan Jordaan</b> South Africa	Rnd.1: 8.3 Rnd.2: 0.0	8.2 0.0	8.0 0.0	8.1 0.0	8.0 0.0	4.7	29.0 0.0		29.0
3	 <b>Charne Smyth</b> South Africa	Rnd.1: 8.1 Rnd.2: 0.0	8.0 0.0	8.1 0.0	8.2 0.0	7.9 0.0	3.0	27.2 0.0		27.2