





44th ARTISTIC GYMNASTICS
WORLD CHAMPIONSHIPS in Antwerp (BEL)



Women's
Qualification

TUE 1 OCT 2013

Individual Results

Rank	Bib Name	NOC Code					Total
			Score Rk Pen	Score Rk Pen	Score Rk Pen	Score Rk Pen	
1	229 BILES Simone	USA	D 6.300 15.900 (1) E 9.600	6.000 <u>14.800</u> (6) 8.800	6.100 14.400 (5) 8.300	6.500 15.033 (1) 8.533	60.133
2	232 ROSS Kyla	USA	D 5.800 <u>15.166</u> (5) E 9.366	6.400 15.133 (2) 8.733	5.900 14.566 (3) 8.666	5.700 14.333 (6) 8.633	59.198
3	118 YAO Jinnan	CHN	D 5.800 <u>14.766</u> (14) E 8.966	6.700 15.433 (1) 8.733	6.400 14.100 (9) 7.700	5.500 13.666 (14) 8.166	57.965
4	204 IORDACHE Larisa Andreea	ROU	D 5.800 14.933 (8) E 9.133	5.700 <u>13.166</u> (35) 7.466	6.400 15.266 (1) 8.866	6.100 14.500 (3) 8.400	57.865
5	211 MUSTAFINA Aliya	RUS	D 5.800 14.966 (7) E 9.166	6.200 14.900 (5) 8.700	6.000 <u>14.133</u> (8) 8.133	5.800 13.166 (25) 7.366	57.165
6	231 MARONEY Mc Kayla	USA	D 6.300 15.850 (2) E 9.550	5.900 14.300 (11) 8.400	5.700 12.666 (40) 6.966	6.100 <u>14.333</u> (7) 8.333 0.1	57.149
7	119 SHANG Chunsong	CHN	D 5.000 13.966 (34) E 8.966	6.300 14.400 (10) 8.100	6.100 14.866 (2) 8.766	5.900 <u>13.766</u> (13) 7.866	56.998
8	170 FERRARI Vanessa	ITA	D 5.300 14.366 (24) E 9.066	5.400 <u>13.833</u> (16) 8.433	5.700 14.216 (6) 8.516	6.300 14.500 (4) 8.200	56.915
9	218 STEINGRUBER Giulia	SUI	D 6.200 15.366 (4) E 9.166	5.900 <u>13.233</u> (31) 7.333	6.100 13.833 (16) 7.733	6.100 14.033 (8) 8.033 0.1	56.465
10	110 BLACK Elisabeth	CAN	D 6.000 14.266 (27) E 8.366 0.1	5.100 13.366 (28) 8.266	6.000 <u>13.833</u> (15) 7.833	5.800 14.000 (9) 8.200	55.465
11	138 POPA NEDELICU Roxana	ESP	D 5.800 <u>14.866</u> (10) E 9.066	6.100 13.900 (15) 7.800	5.400 12.966 (31) 7.566	6.000 13.600 (16) 7.600	55.332
12	235 LOPEZ AROCHA JB	VEN	D 5.800 <u>14.733</u> (16) E 8.933	6.000 13.433 (26) 7.433	5.700 13.133 (28) 7.433	5.300 13.766 (12) 8.466	55.065
13	190 van KLAVEREN Noel	NED	D 5.800 <u>14.400</u> (22) E 8.900 0.3	4.900 12.966 (40) 8.066	5.900 13.700 (18) 7.900 0.1	5.600 13.933 (11) 8.333	54.999
14	171 FERLITO Carlotta	ITA	D 5.300 13.866 (44) E 8.666 0.1	5.200 13.400 (27) 8.200	6.200 <u>14.216</u> (7) 8.016	5.500 13.466 (19) 7.966	54.948
15	113 MOORS Victoria	CAN	D 5.800 14.766 (14) E 8.966	5.300 13.166 (33) 7.866	5.800 13.366 (25) 7.566	6.200 <u>13.500</u> (18) 7.300	54.798
16	210 RODIONOVA Anna	RUS	D 5.000 13.933 (38) E 8.933	5.900 13.800 (17) 7.900	5.900 14.466 (4) 8.566	5.200 <u>12.400</u> (47) 7.200	54.599
17	148 HARROLD Ruby	GBR	D 5.000 13.766 (50) E 8.766	6.300 14.600 (7) 8.300	5.300 12.600 (43) 7.300	5.400 <u>13.266</u> (23) 7.866	54.232
18	177 SASADA Natsumi	JPN	D 5.000 14.033 (30) E 9.033	5.900 <u>14.100</u> (13) 8.200	5.900 12.933 (34) 7.033	5.500 13.100 (28) 7.700 0.1	54.166
19	147 TUNNEY Rebecca	GBR	D 5.800 <u>14.866</u> (10) E 9.066	6.400 13.600 (20) 7.200	5.300 12.200 (58) 6.900	5.800 13.466 (20) 7.666	54.132
20	158 MAKRA Noemi	HUN	D 5.000 <u>13.741</u> (56) E 8.741	5.600 13.566 (21) 7.966	5.400 12.633 (41) 7.233	6.000 13.966 (10) 7.966	53.906
21	104 MYS Gaelle	BEL	D 5.000 13.766 (50) E 8.766	5.100 13.033 (38) 7.933	5.800 <u>13.700</u> (19) 7.900	5.300 13.166 (24) 7.866	53.665
22	106 WAEM Laura	BEL	D 5.000 13.900 (40) E 8.900	5.400 <u>13.533</u> (23) 8.133	5.700 13.433 (24) 7.733	5.100 12.766 (35) 7.666	53.632
23	149 SEITZ Elisabeth	GER	D 5.800 14.400 (22) E 8.600	6.300 <u>14.266</u> (12) 7.966	5.700 12.433 (48) 6.733	5.500 12.433 (45) 7.333 0.4	53.532
24	176 TERAMOTO Asuka	JPN	D 5.400 13.866 (44) E 8.766 0.3	5.800 <u>13.033</u> (39) 7.233	5.900 12.683 (39) 6.783	5.700 13.600 (15) 7.900	53.182
25	216 KAESLIN Ilaria	SUI	D 5.000 13.966 (34) E 8.966	4.800 12.666 (45) 7.866	5.600 <u>13.733</u> (17) 8.133	5.300 12.766 (36) 7.466	53.131



44th ARTISTIC GYMNASTICS
WORLD CHAMPIONSHIPS in Antwerp (BEL)



Women's
Qualification

TUE 1 OCT 2013

Individual Results

Rank	Bib Name	NOC Code					Total
			Score Rk Pen	Score Rk Pen	Score Rk Pen	Score Rk Pen	
26	154 MILLOUSI Vasiliki	GRE D E	4.400 <u>13.100</u> (84) 8.700	5.200 13.300 (29) 8.100	5.900 13.833 (14) 7.933	4.700 12.800 (34) 8.100	53.033
27	197 MARTINS Ana Filipa	POR D E	4.400 13.233 (76) 8.833	5.300 <u>13.533</u> (22) 8.233	5.500 13.166 (27) 7.666	5.200 12.900 (32) 7.800 0.1	52.832
28	108 STEPHANIE LIMA da.	BRA D E	5.000 14.300 (25) 9.300	5.100 12.466 (53) 7.366	5.200 13.533 (22) 8.333	5.100 <u>12.366</u> (49) 7.266	52.665
29	157 BOCZOGO Dorina	HUN D E	5.000 13.666 (60) 8.766 0.1	5.000 <u>13.033</u> (37) 8.033	5.300 13.066 (29) 7.866 0.1	5.400 12.733 (38) 7.333	52.498
30	127 PALESOVA Kristyna	CZE D E	5.000 13.766 (50) 8.866 0.1	5.500 13.733 (19) 8.233	5.100 12.766 (36) 7.666	5.300 <u>12.066</u> (62) 7.166 0.4	52.331
31	139 COLUSSI PELAEZ Silvia	ESP D E	5.000 <u>14.000</u> (32) 9.000	5.400 12.833 (42) 7.433	5.900 12.900 (35) 7.000	5.300 12.433 (46) 7.133	52.166
32	220 GUSTAFSSON Ida	SWE D E	5.000 13.866 (44) 8.866	5.900 12.541 (49) 6.641	5.400 <u>12.633</u> (41) 7.233	5.300 13.100 (27) 7.800	52.140
33	150 SCHEDER Sophie	GER D E	5.000 14.166 (28) 9.166	6.400 <u>14.566</u> (8) 8.166	4.800 10.966 (87) 6.266 0.1	4.600 12.433 (44) 7.833	52.131
34	183 SUNG Ji Hye	KOR D E	5.800 13.066 (86) 7.566 0.3	6.200 13.933 (14) 7.733	5.400 <u>12.366</u> (51) 6.966	5.600 12.700 (40) 7.100	52.065
35	191 NETTEB Chantysya	NED D E	5.800 14.833 (13) 9.133 0.1	5.000 <u>12.108</u> (58) 7.108	4.600 11.966 (66) 7.366	5.300 12.933 (30) 7.633	51.840
36	105 VERSCHUEREN Lisa	BEL D E	5.000 <u>13.700</u> (58) 8.700	5.300 13.200 (32) 7.900	5.500 12.966 (33) 7.466	5.200 11.733 (77) 6.533	51.599
37	225 KYSLA Angelina	UKR D E	5.000 13.900 (40) 8.900	5.300 <u>13.500</u> (24) 8.200	5.300 11.000 (86) 5.700	5.400 13.100 (29) 7.700	51.500
38	237 ROJAS GALEAN Ivet	VEN D E	5.000 13.900 (40) 8.900	5.200 13.433 (25) 8.233	5.500 <u>12.466</u> (46) 6.966	5.100 11.633 (80) 6.833 0.3	51.432
39	219 MOKOSOVA Barbora	SVK D E	4.400 13.400 (68) 9.000	5.300 12.000 (62) 6.700	5.500 <u>13.266</u> (26) 7.766	5.100 12.333 (50) 7.233	50.999
40	101 HAEMMERLE Elisa	AUT D E	5.200 13.966 (34) 8.766	5.200 <u>12.741</u> (44) 7.541	5.300 11.700 (69) 6.400	5.100 12.366 (48) 7.366 0.1	50.773
41	195 PIHAN-KULESZA Marta	POL D E	4.800 12.266 (102) 7.566 0.1	5.500 13.266 (30) 7.766	5.900 <u>13.066</u> (30) 7.166	5.700 12.033 (68) 6.733 0.4	50.631
42	217 MUELHAUSER Nadia	SUI D E	5.000 <u>13.900</u> (40) 8.900	5.200 12.500 (50) 7.300	4.800 12.000 (65) 7.200	4.900 12.033 (66) 7.133	50.433
43	206 BECKETT Kirsten	RSA D E	5.300 <u>13.466</u> (66) 8.466 0.3	4.600 12.600 (46) 8.000	4.900 12.366 (50) 7.466	5.200 11.900 (71) 6.700	50.332
44	140 RODRIGUEZ RODRIGUEZ Cintia	ESP D E	4.400 13.200 (80) 8.800	5.400 <u>12.566</u> (48) 7.166	5.000 11.400 (75) 6.500 0.1	4.900 13.100 (26) 8.200	50.266
45	174 WILLIAMS Toni Ann	JAM D E	5.000 13.933 (38) 8.933	4.000 11.133 (77) 7.133	5.800 <u>12.433</u> (49) 6.633	5.500 12.766 (37) 7.266	50.265
46	122 SANDOVAL AFANADOR	COL D E	4.400 13.233 (76) 8.833	4.900 <u>12.758</u> (43) 7.858	5.100 12.033 (61) 6.933	5.100 12.133 (59) 7.033	50.157
47	102 ECKER Lisa	AUT D E	5.000 13.833 (49) 8.833	4.800 12.466 (52) 7.666	5.100 11.600 (73) 6.500	4.900 <u>11.700</u> (78) 6.800	49.599
48	234 ABDUSALIMOVA Dilnoza	UZB D E	4.800 13.266 (74) 8.466	4.800 12.066 (60) 7.266	5.300 <u>11.966</u> (67) 6.666	4.700 12.200 (55) 7.500	49.498
49	133 PENA ABREU Yamilet	DOM D E	7.000 <u>14.900</u> (9) 7.900	4.500 11.933 (64) 7.433	4.400 11.200 (80) 6.800	5.300 11.366 (88) 6.466 0.4	49.399
50	223 DICK Marisa	TRI D E	5.000 13.633 (61) 8.633	4.500 12.066 (59) 7.566	4.900 <u>12.733</u> (38) 7.833	4.800 10.800 (100) 6.000	49.232







44th ARTISTIC GYMNASTICS
WORLD CHAMPIONSHIPS in Antwerp (BEL)



Women's
Qualification

TUE 1 OCT 2013

Individual Results

Rank	Bib Name	NOC Code					Total
			Score Rk Pen	Score Rk Pen	Score Rk Pen	Score Rk Pen	
51	189 TORRES NUNEZ KA	MEX D E	5.000 13.766 (50) 8.766	5.100 11.666 (70) 6.566	5.500 12.033 (62) 6.533	5.100 <u>11.433</u> (87) 6.433 0.1	48.898
52	143 BOUMEJMAJEN Mira	FRA D E	5.000 13.183 (82) 8.283 0.1	5.000 12.266 (55) 7.266	5.400 <u>11.200</u> (81) 5.800	4.700 12.166 (57) 7.566 0.1	48.815
53	129 HULGAARD Mette	DEN D E	4.400 13.400 (68) 9.000	4.600 11.291 (75) 6.691	4.400 12.000 (64) 7.600	5.100 <u>12.033</u> (67) 6.933	48.724
54	180 DUISEK Zhanerke	KAZ D E	4.400 13.008 (88) 8.608	4.400 11.100 (78) 6.700	5.600 12.966 (32) 7.466 0.1	4.400 <u>11.466</u> (86) 7.166 0.1	48.540
55	214 LIM Nicolette Shu Min	SIN D E	4.400 13.133 (83) 8.733	3.400 11.800 (66) 8.400	5.600 11.500 (74) 6.000 0.1	4.800 <u>12.100</u> (60) 7.400 0.1	48.533
56	135 SHOKRY Farida Ahmed	EGY D E	4.400 13.366 (71) 8.966	3.800 <u>10.566</u> (88) 6.766	5.000 12.433 (47) 7.433	5.400 12.166 (58) 6.766	48.531
57	185 PARK Jisoo	KOR D E	5.000 13.233 (76) 8.333 0.1	5.100 10.908 (80) 5.808	5.800 <u>12.066</u> (60) 6.366 0.1	5.300 12.316 (51) 7.016	48.523
58	123 ESCOBAR GOMEZ CE	COL D E	5.800 14.500 (21) 8.700	5.000 11.500 (71) 6.500	4.800 10.766 (89) 6.066 0.1	5.500 <u>11.033</u> (94) 5.533	47.799
59	213 LIM Heem Wei	SIN D E	4.600 13.066 (86) 8.466	4.500 10.766 (83) 6.266	5.200 <u>11.333</u> (77) 6.133	4.300 12.166 (56) 7.866	47.331
60	103 MADER Jasmin	AUT D E	5.000 13.266 (74) 8.366 0.1	5.000 9.600 (98) 4.600	4.800 <u>12.333</u> (52) 7.533	5.000 12.066 (64) 7.066	47.265
61	125 SANCHEZ REID Mariana	CRC D E	4.400 12.333 (101) 7.933	4.800 <u>12.050</u> (61) 7.250	4.300 10.566 (94) 6.366 0.1	4.800 12.233 (53) 7.433	47.182
62	142 OJALA Rosanna	FIN D E	4.600 13.375 (70) 8.775	5.300 11.733 (68) 6.433	4.800 10.033 (100) 5.333 0.1	4.800 <u>11.766</u> (75) 7.166 0.2	46.907
63	159 KARMAKAR Dipa	IND D E	5.000 <u>13.866</u> (44) 8.866	4.400 10.316 (91) 5.916	4.500 10.366 (97) 5.866	5.200 12.100 (61) 6.900	46.648
64	131 KIRK Mathilde	DEN D E	4.400 12.833 (94) 8.433	3.600 10.766 (82) 7.166	4.400 <u>10.833</u> (88) 6.533 0.1	4.400 11.491 (85) 7.091	45.923
65	224 MUTLU Demet	TUR D E	5.000 <u>13.600</u> (62) 8.600	5.000 10.000 (93) 5.000	4.800 10.600 (93) 5.800	4.700 11.658 (79) 7.058 0.1	45.858
66	207 CUMMINS Claudia	RSA D E	5.000 13.100 (84) 8.100	4.800 11.400 (73) 6.600	5.100 <u>10.633</u> (92) 5.533	5.000 10.666 (101) 6.366 0.7	45.799
67	163 Mc PEAK India	IRL D E	4.200 12.566 (98) 8.366	3.800 10.633 (85) 6.833	4.800 11.333 (76) 6.533	5.100 <u>11.266</u> (91) 6.166	45.798
68	167 SUTO Agnes	ISL D E	4.000 12.466 (100) 8.466	3.300 11.000 (79) 7.700	3.500 10.533 (95) 7.033	4.200 <u>11.566</u> (82) 7.366	45.565
69	128 JANOVA Alice	CZE D E	4.000 11.266 (105) 7.566 0.3	4.700 11.866 (65) 7.166	4.500 11.266 (79) 6.766	4.300 <u>11.133</u> (93) 6.833	45.531
70	194 NAERUM Haldis	NOR D E	4.200 12.700 (97) 8.500	4.400 10.600 (87) 6.200	4.600 11.300 (78) 6.700	4.400 <u>10.900</u> (97) 6.500	45.500
71	221 CHEN Yu Chun	TPE D E	5.000 13.500 (65) 8.500	4.400 <u>9.666</u> (97) 5.266	5.100 12.200 (57) 7.100	5.200 10.133 (104) 5.333 0.4	45.499
72	208 SZABO Nicole	RSA D E	4.000 11.600 (104) 7.600	4.700 <u>11.233</u> (76) 6.533	4.800 11.100 (84) 6.300	4.500 11.566 (83) 7.066	45.499
73	126 REGIDOR Karina	CRC D E	4.600 13.233 (76) 8.733 0.1	5.400 10.766 (84) 5.366	4.700 10.075 (98) 5.375	5.000 <u>11.200</u> (92) 6.200	45.274
74	156 NG Yan Yin	HKG D E	4.900 12.900 (90) 8.100 0.1	2.200 <u>10.400</u> (89) 8.200	4.500 9.908 (103) 5.408	4.000 10.966 (95) 6.966	44.174
75	222 LO Yu Ju	TPE D E	5.000 <u>13.741</u> (56) 8.741	3.200 8.300 (100) 5.100	4.000 9.966 (101) 5.966	4.800 12.033 (65) 7.233	44.040







44th ARTISTIC GYMNASTICS
WORLD CHAMPIONSHIPS in Antwerp (BEL)



Women's
Qualification

TUE 1 OCT 2013

Individual Results

Rank	Bib Name	NOC Code						Total
				Score Rk Pen	Score Rk Pen	Score Rk Pen	Score Rk Pen	
76	168 MALEC Shaked	ISR	D E	5.000 <u>13.600</u> (62) 8.600	4.000 9.900 (95) 5.900	4.900 10.066 (99) 5.166	4.800 10.366 (103) 5.566	43.932
77	109 RASHKOVA Valentina	BUL	D E	4.000 <u>12.233</u> (103) 8.233	5.100 10.300 (92) 5.200	3.800 9.400 (109) 5.600	4.700 11.833 (74) 7.233 0.1	43.766
78	241 MAWHINNEY Nicole	IRL	D E	4.200 12.566 (98) 8.366	3.600 9.358 (99) 5.758	4.500 <u>9.933</u> (102) 5.433	4.900 11.633 (81) 6.733	43.490
79	165 ROBERTSDOTTIR Norma	ISL	D E	5.000 13.300 (73) 8.300	3.000 8.133 (102) 5.133	4.500 11.000 (85) 6.500	4.800 <u>10.866</u> (99) 6.366 0.3	43.299
80	175 LEE Ayana	JAM	D E	4.800 <u>12.900</u> (90) 8.100	3.100 9.833 (96) 6.733	4.200 8.766 (110) 4.566	4.700 10.600 (102) 6.200 0.3	42.099
81	172 LEOLINI Alessia	ITA	D E	5.000 13.866 (44) 8.866	5.200 12.491 (51) 7.291		5.100 12.666 (41) 7.666 0.1	39.023
82	144 SABATOU Valentine	FRA	D E	0.000 <u>0.000</u> (106) 0.000	5.300 13.166 (33) 7.866	4.800 11.666 (70) 6.866	5.200 12.833 (33) 7.633	37.665
83	187 SVILPAITE Laura	LTU	D E	4.400 <u>13.416</u> (67) 9.016		4.500 11.633 (71) 7.233 0.1	4.800 12.000 (70) 7.300 0.1	37.049
84	215 BELAK Teja	SLO	D E	5.800 <u>14.566</u> (18) 8.766	4.200 10.333 (90) 6.133	5.500 12.033 (62) 6.533		36.932
85	196 PLICHTA Paula	POL	D E	5.000 <u>14.100</u> (29) 9.100		5.200 9.633 (106) 4.433	4.900 12.066 (63) 7.166	35.799
86	114 CASTRO LAZO Martina	CHI	D E	5.200 13.766 (50) 8.566		4.800 9.866 (104) 5.066	5.100 11.300 (90) 6.300 0.1	34.932
87	160 BUDDA REDDY Aruna	IND	D E	4.400 13.200 (80) 8.800		3.900 9.433 (108) 5.633 0.1	4.400 <u>10.933</u> (96) 6.533	33.566
88	240 WOHDAN Shaden	QAT	D E	4.400 12.766 (95) 8.366		3.900 8.066 (111) 4.166	4.300 <u>10.866</u> (98) 6.866 0.3	31.698
89	161 DIVEKAR Rucha Sachin	IND	D E	4.200 12.733 (96) 8.533		4.500 9.533 (107) 5.033	4.500 <u>9.191</u> (105) 4.691	31.457
90	212 NABIEVA Tatiana	RUS	D E	5.800 14.633 (17) 8.833	6.000 <u>14.533</u> (9) 8.533			29.166
91	179 MURAKAMI Mai	JPN	D E	5.800 14.558 (20) 8.758			6.300 <u>14.466</u> (5) 8.166	29.024
92	145 DOWNIE Rebecca	GBR	D E		6.600 15.100 (4) 8.500	5.900 13.600 (21) 7.700		28.700
93	200 HONG Un Jong	PRK	D E	6.300 15.633 (3) 9.333			5.700 12.016 (69) 6.416 0.1	27.649
94	226 SANKOVA Krystyna	UKR	D E			6.100 14.000 (10) 7.900	5.800 13.566 (17) 7.866 0.1	27.566
95	151 SCHAEFER Pauline	GER	D E	5.200 <u>14.033</u> (30) 8.833			5.000 12.900 (31) 7.900	26.933
96	111 CHANT Maegan	CAN	D E	5.500 13.366 (71) 8.166 0.3			5.600 13.333 (22) 7.733	26.699
97	116 PINTO ADASME Makarena	CHI	D E	5.200 14.000 (32) 8.800			5.200 12.633 (43) 7.433	26.633
98	112 HOFBLAND Kaitlyn	CAN	D E		5.600 <u>12.933</u> (41) 7.333	5.600 13.600 (20) 8.000		26.533
99	186 GRISANE Valerija	LAT	D E	5.200 13.766 (50) 8.566		5.100 12.466 (45) 7.366		26.232
100	227 VASYLIEVA Olena	UKR	D E		6.200 13.800 (18) 7.600	5.700 12.333 (53) 6.733 0.1		26.133







44th ARTISTIC GYMNASTICS
WORLD CHAMPIONSHIPS in Antwerp (BEL)



Women's
Qualification

TUE 1 OCT 2013

Individual Results

Rank	Bib Name	NOC Code					Total
			Score Rk Pen	Score Rk Pen	Score Rk Pen	Score Rk Pen	
101	178 MINOBE Yu	JPN D E		5.900 13.133 (36) 7.233	5.900 12.766 (37) 6.866		25.899
102	228 MATVEIEVA Daria	UKR D E	5.000 13.600 (62) 8.700 0.1			5.000 12.291 (52) 7.291	25.891
103	201 VAZQUEZ AVILES Nicolle D	PUR D E	5.300 13.966 (34) 8.666			5.300 11.866 (72) 6.766 0.2	25.832
104	152 AKYOL Cagla	GER D E		5.300 12.000 (62) 6.700	5.600 13.500 (23) 7.900		25.500
105	238 PHAN Thi Ha Thanh	VIE D E	5.800 14.866 (10) 9.066		5.000 10.500 (96) 5.500		25.366
106	134 MAHMOUD FMA	EGY D E	7.000 14.566 (18) 7.566		4.000 10.733 (90) 6.733		25.299
107	130 LAURITSEN Michelle	DEN D E	4.800 13.000 (89) 8.200	4.800 12.200 (56) 7.400			25.200
108	203 STANILA Alina	ROU D E			5.300 12.266 (54) 6.966	5.400 12.700 (39) 7.300	24.966
109	193 van POL Vera	NED D E		5.000 12.166 (57) 7.166		5.500 12.666 (42) 7.466 0.3	24.832
110	164 LUNN Emma	IRL D E			5.000 12.566 (44) 7.566	4.800 12.233 (53) 7.433	24.799
111	182 GEIDT Anna	KAZ D E	4.600 12.866 (92) 8.266			5.100 11.866 (73) 6.766	24.732
111	239 MATIAS HYPOLITO Daniele	BRA D E		5.100 10.866 (81) 5.766	6.300 13.866 (13) 7.566		24.732
113	202 MEJIAS RODRIGUEZ P	PUR D E	5.500 12.866 (92) 7.666 0.3			5.300 11.333 (89) 6.533 0.5	24.199
114	124 ESCOBAR BETANCUR Ginna	COL D E		5.000 12.400 (54) 7.400	4.700 11.600 (72) 6.900		24.000
115	199 KISLINSKAYA Ekaterina	POR D E		4.800 12.566 (47) 7.766	4.700 11.133 (83) 6.433		23.699
116	115 CABRERA FIGUEROA Melany	CHI D E		5.000 11.300 (74) 6.300	5.000 12.233 (55) 7.233		23.533
117	181 VASSILYEVA Inna	KAZ D E		4.900 11.800 (67) 6.900	4.700 11.700 (68) 7.000		23.500
118	166 ODINSDOTTIR Tinna	ISL D E		4.200 10.633 (86) 6.433	4.700 12.066 (59) 7.366		22.699
119	198 CHOON Alexandra	POR D E			4.900 10.700 (91) 5.800	4.600 11.733 (76) 7.133	22.433
120	132 EL DABAGH Sarah	DEN D E			4.000 9.633 (105) 5.633	4.800 11.500 (84) 6.700	21.133
121	121 HUANG Huidan	CHN D E		6.600 15.133 (3) 8.533			15.133
122	233 CHUSOVITINA Oksana	UZB D E	6.200 15.000 (6) 8.800				15.000
123	205 IZBASA Sandra Raluca	ROU D E				6.200 14.733 (2) 8.533	14.733
124	169 NEZER Ofir	ISR D E	5.300 14.300 (25) 9.000				14.300
125	173 DEAGOSTINI Francesca	ITA D E			5.800 13.908 (11) 8.108		13.908







44th ARTISTIC GYMNASTICS
WORLD CHAMPIONSHIPS in Antwerp (BEL)



Women's
Qualification

TUE 1 OCT 2013

Individual Results

Rank	Bib Name	NOC Code	 Score Rk Pen	 Score Rk Pen	 Score Rk Pen	 Score Rk Pen	Total
126	120 ZENG Siqi	CHN D E			6.500 <u>13.900</u> (12) 7.400		13.900
127	155 WONG Hiu Ying Angel	HKG D E	5.200 <u>13.700</u> (58) 8.500				13.700
128	146 WHELAN Hannah	GBR D E				5.600 <u>13.366</u> (21) 7.766	13.366
129	192 WEVERS Sanne	NED D E			5.700 <u>12.233</u> (56) 6.633 0.1		12.233
130	137 AHMED SAAD Mai	EGY D E		4.500 11.700 (69) 7.200			11.700
131	153 PLYTA Evangelia	GRE D E		5.600 11.466 (72) 5.866			11.466
132	136 TAMAN Nancy Mohamed	EGY D E			4.500 <u>11.166</u> (82) 6.666		11.166
133	117 HUBE LOPEZ Karina	CHI D E		3.000 <u>9.975</u> (94) 6.975			09.975
134	162 RAVAL Vandita Nilesh	IND D E		3.900 8.166 (101) 4.266			08.166

NOTES

Underlined totals indicates starting apparatus


LEGEND

Q Qualified for All-Around Final

Rx Reserve for All-Around Final

 Vault

 Uneven Bars

 Balance Beam

 Floor Exercise



44th ARTISTIC GYMNASTICS
WORLD CHAMPIONSHIPS in Antwerp (BEL)



Women's
All-Around Qualification

TUE 1 OCT 2013

Tie-Break

Rank	Bib Name	NOC Code	Total	Sum of best scores				
				4	3	2	1	
71	221 CHEN Yu Chun	TPE	45.499	Sum of best scores	35.833			
				Sum of Execution scores				
				Sum of Difficulty scores				
72	208 SZABO Nicole	RSA	45.499	Sum of best scores	34.399			
				Sum of Execution scores				
				Sum of Difficulty scores				

NOTES

Tie-break rules

Ties will be broken by the following criteria:

1. The highest sum of the final apparatus scores (i.e. add the total of the 3, 2, 1 of the highest final apparatus scores)
2. The highest total Execution score by adding all apparatus
3. The highest total Difficulty score by adding all apparatus
4. If the gymnasts remain tied they will share the same classification

The underline mark indicates where the tie was broken

