




















						S1	S2	S3	S4	S5	S6	S7	S8	L	A	E	Diff.	Total	Score
1.	#785	AFANASEV	Vadim	 RUS	2000	0	0	2	1	1	1	0	2	1	0	27.6	6.4	34.000	68.700
						0	0	3	1	1	0	0	3	3	0	26.7	8.0	34.700	
2.	#345	MENSAH	Dominic	 GBR	2000	0	1	1	1	1	0	0	3	1	0	27.6	4.7	32.300	65.000
						0	1	1	1	1	1	0	3	1	0	27.3	5.4	32.700	
3.	#343	MULHALL	Kallum	 GBR	2000	0	1	1	1	0	0	0	2	1	0	28.2	4.3	32.500	64.900
						0	1	1	1	1	1	0	3	1	0	27.3	5.1	32.400	
4.	#342	MARFELL	Christopher James	 GBR	2000	0	1	1	1	1	1	0	2	1	0	27.6	5.4	33.000	64.400
						0	2	1	1	1	1	0	3	2	0	26.7	4.7	31.400	
5.	#344	PADDOCK	Jaydon	 GBR	2001	0	1	1	1	1	1	1	3	1	0	27.0	5.1	32.100	64.300
						0	1	1	1	1	1	1	3	1	0	27.0	5.2	32.200	
6.	#783	KRAPOTKIN	Maksim	 RUS	2000	0	3	2	2	2	2	2	3	0	0	25.2	6.5	31.700	63.700
						0	1	4	2	2	2	1	3	0	0	25.5	6.5	32.000	
7.	#921	BROWN	Kaden Hunter	 USA	2001	0	1	1	1	1	1	1	3	1	0	27.0	4.1	31.100	62.800
						0	1	1	1	0	1	1	3	1	0	27.3	4.4	31.700	
8.	#784	SELEZNEV	Egor	 RUS	2001	0	1	3	2	2	1	1	3	1	0	25.8	5.5	31.300	62.400
						0	3	3	2	1	1	1	3	1	0	25.5	5.6	31.100	
9.	#33	VAN DE VELDE	Dino	 BEL	2000	0	1	1	1	1	1	1	3	3	0	26.4	3.9	30.300	61.400
						0	1	1	1	1	1	1	3	1	0	27.0	4.1	31.100	
10.	#699	LOPES PINTO	Carlos Antonio	 POR	2000	0	1	1	1	2	2	1	4	3	0	25.5	4.3	29.800	60.300
						0	2	1	1	1	1	1	3	2	0	26.4	4.1	30.500	
11.	#649	KOSOWSKI	Michal	 POL	2001	0	1	2	2	2	2	1	3	1	1	25.5	4.3	29.800	59.500
						0	2	2	2	2	2	1	3	1	1	25.2	4.5	29.700	
12.	#32	HOUBRECHTS	Noah	 BEL	2001	1	2	2	2	2	2	1	4	1	0	24.9	4.3	29.200	58.600
						0	2	2	2	2	2	1	4	2	0	24.9	4.5	29.400	
13.	#172	REDILLAS	Damian Ace	 CAN	2000	0	2	2	2	2	2	1	4	1	0	25.2	4.3	29.500	58.300
						1	2	2	2	2	2	1	5	2	0	24.3	4.5	28.800	
14.	#35	WILLEMS	Yarne	 BEL	2001	0	2	2	2	2	2	1	4	2	0	24.9	3.9	28.800	57.500
						0	2	2	2	2	2	2	4	2	0	24.6	4.1	28.700	
15.	#235	FREDERIKSEN	Emil Vibaek	 DEN	2000	1	2	2	2	2	2	2	4	2	0	24.3	4.0	28.300	57.100
						1	2	2	2	2	2	1	4	1	0	24.9	3.9	28.800	
16.	#497	MATAYOSHI	Kento	 JPN	2000	0	2	2	2	2	2	1	5	5	0	23.7	3.9	27.600	55.800
						0	2	2	2	2	1	1	3	3	1	24.9	3.3	28.200	
17.	#698	ALBUQUERQUE FARIA	Miguel	 POR	2000	1	2	3	2	3	3	2	4	3	0	23.1	3.9	27.000	55.700
						0	2	2	2	3	2	2	4	1	0	24.6	4.1	28.700	
18.	#463	KINAHAN	Hugo Finbarr	 IRL	2001	0	2	2	2	2	2	1	4	3	1	24.3	3.9	28.200	55.000
						0	1	2	2	2	2	1	4	3	0	24.9	1.9	26.800	
19.	#34	VAN DINGENEN	Lennart	 BEL	2000	0	2	2	2	2	2	1	4	10	0	22.5	3.9	26.400	52.700
						0	2	2	2	2	2	1	5	10	0	22.2	4.1	26.300	
20.	#5	COSTA	Francisco Mutu	 ANG	2001	0	2	3	5						0	15.0	2.7	17.700	42.500
						0	2	3	4	5	2	2	4	3	2	21.9	2.9	24.800	

Generated by sporttech.io official scoring system at Nov 13, 2014 3:09:28 PM. Live results at www.sporttech.io/explore.