

# 2015 AT&T American Cup







## Meet Results

Men / SR

Session: 1M

Competition II

Mar 7, 2015





Rank	Num	Name								AA
		Country								
1	16	Oleg Verniaiev	Diff:	6.500	7.000	6.500	6.000	7.100	6.500	
		UKR	Exec:	8.266	7.366	8.766	9.233	8.800	8.566	
			ND:							
			Final:	14.766	14.366	15.266	15.233	15.900	15.066	90.597
			Place:	5	4	2	4	1	3	1
2	15	Ryohei Kato	Diff:	6.700	6.200	6.000	6.000	6.600	6.400	
		JPN	Exec:	8.366	8.300	8.666	9.300	8.833	8.733	
			ND:							
			Final:	15.066	14.500	14.666	15.300	15.433	15.133	90.098
			Place:	3	3	5	2*	4	2	2
3	18	Donnell Whittenburg	Diff:	6.800	6.200	6.700	6.000	6.900	6.200	
		USA	Exec:	8.600	7.766	8.800	9.300	8.500	8.166	
			ND:							
			Final:	15.400	13.966	15.500	15.300	15.400	14.366	89.932
			Place:	1	5	1	2*	5	7	3
4	17	Sam Mikulak	Diff:	6.400	6.000	6.100	6.000	6.500	6.900	
		USA	Exec:	7.700	7.800	8.666	9.333	8.633	8.566	
			ND:							
			Final:	14.100	13.800	14.766	15.333	15.133	15.466	88.598
			Place:	7	6	4	1	6	1	4
5	14	Yusuke Tanaka	Diff:	6.300	6.000	6.100	5.600	6.600	7.300	
		JPN	Exec:	8.900	7.600	8.433	9.133	8.866	7.266	
			ND:							
			Final:	15.200	13.600	14.533	14.733	15.466	14.566	88.098
			Place:	2	8	7	6	3	6	5
6	11	Jossimar Calvo	Diff:	6.500	6.500	6.300	5.600	6.900	7.100	
		COL	Exec:	7.066	8.066	7.966	9.333	8.633	7.933	
			ND:							
			Final:	13.566	14.566	14.266	14.933	15.533	15.033	87.897
			Place:	8	2	8	5	2	4	6
7	13	Andrey Likhovitskiy	Diff:	5.600	6.500	5.600	4.800	6.000	6.400	
		BLR	Exec:	8.633	8.466	8.200	9.300	9.066	8.400	
			ND:							
			Final:	14.233	14.966	13.800	14.100	15.066	14.800	86.965
			Place:	6	1	9	8	7	5	7
8	12	Daniel Purvis	Diff:	6.300	6.200	6.100	4.800	6.600	6.200	
		GBR	Exec:	8.700	7.433	8.466	9.000	8.433	8.100	
			ND:							
			Final:	15.000	13.633	14.566	13.800	15.033	14.300	86.332
			Place:	4	7	6	9	8	8	8
9	19	Alexis Torres Serrano	Diff:	6.100	5.600	6.600	5.600	6.200	6.200	
		PUR	Exec:	7.266	7.766	8.233	9.066	8.100	7.333	
			ND:	-0.300			-0.100			
			Final:	13.066	13.366	14.833	14.566	14.300	13.533	83.664
			Place:	9	9	3	7	9	9	9

# 2015 AT&T American Cup

## Meet Results

Women / SR  
Session: 1W  
Competition II

Mar 7, 2015

Rank	Num	Name						AA
		Country						
1	6	Simone Biles USA	Diff: 6.300 Exec: 9.733 ND: . Final: 16.033 Place: 1	6.100 9.100 . 15.200 1	6.300 8.766 . 15.066 1	6.800 9.200 . 16.000 1		62.299 1
2	7	MyKayla Skinner USA	Diff: 5.800 Exec: 9.300 ND: . Final: 15.100 Place: 2	5.900 8.366 . 14.266 3	5.300 8.233 . 13.533 7	6.500 8.433 . 14.933 2		57.832 2
3	5	Erika Fasana ITA	Diff: 5.800 Exec: 8.733 ND: . Final: 14.533 Place: 7	5.600 8.300 . 13.900 5	5.400 8.400 . 13.800 5	5.800 8.600 . 14.400 3		56.633 3
4	8	Jessica Lopez VEN	Diff: 5.800 Exec: 9.200 ND: . Final: 15.000 Place: 3	6.500 8.433 . 14.933 2	5.400 7.766 . 13.166 9	5.200 8.066 . 13.266 7		56.365 4
5	1	Elsabeth Black CAN	Diff: 5.500 Exec: 9.066 ND: . Final: 14.566 Place: 6	5.500 7.500 . 13.000 8	6.200 8.066 . 14.266 2	5.700 8.600 . 14.300 4		56.132 5
6	4	Vanessa Ferrari ITA	Diff: 5.300 Exec: 8.833 ND: . Final: 14.133 Place: 8	5.600 8.366 . 13.966 4	5.700 8.166 . 13.866 4	5.800 8.066 -0.100 13.766 5		55.731 6
7	9	Emily Little AUS	Diff: 5.800 Exec: 8.966 ND: . Final: 14.766 Place: 4	5.300 7.866 . 13.166 7	5.100 8.533 . 13.633 6	5.400 8.300 -0.100 13.600 6		55.165 7
8	3	Natsumi Sasada JPN	Diff: 5.000 Exec: 8.833 ND: . Final: 13.833 Place: 9	5.300 8.200 . 13.500 6	6.000 8.200 . 14.200 3	5.100 7.100 . 12.200 8		53.733 8
9	2	Claudia Fragapane GBR	Diff: 5.800 Exec: 8.833 ND: . Final: 14.633 Place: 5	5.400 7.233 . 12.633 9	5.400 8.100 . 13.500 8	5.900 5.866 . 11.766 9		52.532 9