

NCAA Gymnastics Score Sheet

Teams: Home Minnesota Visitor Stanford University

Date Feb 25, 2017 Place Burnham Pavilion Attendance 0

Name		D	1	2	3	4	nd	AVE	Name		D	1	2	3	4	nd	AVE	
FLOOR	1 Luke Aldrich	41	5.60	8.90	9.10			-0.3	14.300	1 Barrett Weiss	16	5.10	8.90	8.90			14.000	
	2 Vitali Kan	42	5.60	9.20	9.10				14.750	2 Jordan DeClerk	4	5.40	9.20	9.00			-0.3	14.200
	3 Alex Wittenberg	43	5.30	9.30	9.10				14.500	3 Taylor Seaton	12	5.80	8.90	8.80				14.650
	4 Shaun Herzog	44	5.60	8.20	8.00				13.700	4 Bailey Perez	6	5.20	9.00	8.90				14.150
	5 Joel Gagnon	45	5.40	6.80	7.00				12.300	5 Jacob Barrus	3	5.60	9.20	9.30				14.850

Floor Score: **69.550** Running Score: **69.550** Floor Score: **71.850** Running Score: **71.850**

Pommel	1 Luke Aldrich	41	5.00	8.30	8.40				13.350	1 Joey Ringer	8	5.40	8.40	8.20				13.700
	2 Tristan Duran	47	4.60	6.20	6.40				10.900	2 Drew Willoughby	17	5.40	8.70	8.90				14.200
	3 Vitali Kan	42	5.30	8.10	8.00				13.350	3 Andrew Misiolek	9	5.80	8.30	8.20				14.050
	4 Alex Wittenberg	43	4.90	6.70	6.70				11.800	4 Robert Neff	11	5.40	7.30	7.50				12.800
	5 Justin Karstadt	46	5.20	8.60	8.50				13.750	5 Akash Modi	10	5.90	8.80	8.80				14.700

Pommel Score: **62.950** Running Score: **132.500** Pommel Score: **69.450** Running Score: **141.300**

Rings	1 Shaun Herzog	44	4.30	9.00	8.90				13.250	1 David Jessen	18	4.10	9.50	9.30				13.500
	2 Yaro Pochinka	48	5.30	8.90	8.70				14.100	2 Gareth Weiss	15	4.70	8.00	8.20				12.800
	3 Mitchell Soukup	49	5.20	7.90	8.10				13.200	3 Taylor Seaton	12	4.90	8.90	9.10				13.900
	4 Vitali Kan	42	4.50	9.40	9.20				13.800	4 Jordan DeClerk	4	5.20	9.60	9.50				14.750
	5 Justin Karstadt	46	5.10	8.80	8.70				13.850	5 Josiah Eng	5	5.80	8.40	9.20				15.100

Rings Score: **68.200** Running Score: **200.700** Rings Score: **70.050** Running Score: **211.350**

Vault	1 Joel Gagnon	45	5.20	9.00	9.10				14.250	1 Bailey Perez	6	4.80	9.30	9.30				-0.1	14.000
	2 Zach Liebler	50	5.20	9.50	9.50				14.700	2 Gareth Weiss	15	4.80	9.30	9.30					14.100
	3 Yaro Pochinka	48	5.30	9.70	9.60				14.950	3 Grant Breckenridge	1	4.90	9.60	9.70					14.550
	4 Vitali Kan	42	5.20	8.30	8.50				13.600	4 Barrett Weiss	16	4.80	9.50	9.40					14.250
	5 Justin Karstadt	46	4.80	9.60	9.60				14.400	5 Taylor Seaton	12	5.20	9.40	9.50					-0.1

Vault Score: **71.900** Running Score: **272.600** Vault Score: **71.450** Running Score: **282.800**

Bars	1 Jalon Stephens	51	5.10	8.80	9.00				14.000	1 David Jessen	18	5.10	8.90	8.60					13.850
	2 Joel Gagnon	45	5.80	8.70	8.50				14.400	2 Jacob Barrus	3	5.00	9.20	9.00					14.100
	3 Tristan Duran	47	5.30	9.30	9.10				14.500	3 Grant Breckenridge	1	5.30	8.30	8.20					13.550
	4 Justin Karstadt	46	5.40	8.30	8.40				13.750	4 Robert Neff	11	5.20	9.30	9.40					14.550
	5 Ryan Bergman	52	5.50	8.00	8.00				13.500	5 Jordan DeClerk	4	5.50	9.20	9.30					14.750

P. Bar Score: **70.150** Running Score: **342.750** P. Bar Score: **70.800** Running Score: **353.600**

H. Bar	1 Shaun Herzog	44	5.00	8.00	8.20				13.100	1 Jacob Barrus	3	4.80	8.30	8.10					13.000
	2 Joel Gagnon	45	5.00	8.00	8.20				13.100	2 Taylor Seaton	12	5.70	8.80	8.70					14.450
	3 Tim Kutyla	53	4.80	7.70	7.90				12.600	3 Robert Neff	11	5.60	8.50	8.40					14.050
	4 Tristan Duran	47	5.40	6.00	6.30				11.550	4 Grant Breckenridge	1	5.30	6.50	6.80					11.950
	5 Jalon Stephens	51	5.20	7.30	7.30				12.500	5 Akash Modi	10	6.00	8.40	8.60					14.500

H. Bar Score: **62.850** Running Score: **405.600** H. Bar Score: **67.950** Running Score: **421.550**







Final Team Score: 405.600



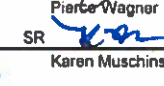



Final Team Score: 421.550



All-Arounders

All-Arounders

FX	Karstadt																		
PH	11.500																		
SR	13.750																		
VT	13.850																		
PB	14.400																		
HB	13.750																		
AA	12.700																		
	79.950																		

Judge's Signatures * FX  * PH  * SR  * VT  * PB  * HB 

* Head Judge FX  PH  SR  VT  PB  HB 

Coach's Signature  Coach's Signature 

NCAA Gymnastics Score Sheet

Teams: Home Canada National Team Visitor Japanese Collegiate All-Star Team

Date Feb 25, 2017 Place Burnham Pavilion Attendance 0

Name		D	1	2	3	4	nd	AVE	Name		D	1	2	3	4	nd	AVE
FLOOR	1 Jeremy Bartholomeus	33	5.20	9.30	9.10			14.400	1 Kiichi Takenaka	27	5.60	8.60	8.50				14.150
	2 Samuel Gaudet-Pellen	37	5.40	6.80	6.90			12.250	2 Shuga Komiya	24	5.40	8.00	8.30			-0.3	13.250
	3 Ryan Oehrlein	36	5.30	8.30	8.10		-0.1	13.400	3 Daisuke Fudono	23	5.60	8.70	8.70				14.300
	4 Evan Cruz	38	5.10	8.00	8.30			13.250	4 Yu Nagayoshi	22	5.90	9.00	9.20				15.000
	5 Rene Courmoyer	34	5.60	8.10	8.10			13.700	5 Takahiro Goshima	21	6.50	8.50	8.40				14.950

Floor Score: **67.000** Running Score: **67.000** Floor Score: **71.650** Running Score: **71.650**

Pommel	1 Zach Clay	32	5.40	7.80	7.40			12.900	1 Shota Kitamura	28	5.40	8.50	8.70				14.000
	2 Jackson Payne	31	5.80	7.40	7.70			13.350	2 Genichiro Kouzu	25	5.40	8.20	8.00				13.500
	3 Rene Courmoyer	34	4.50	6.80	6.60			11.200	3 Takumi Sato	26	5.70	7.50	7.80				13.350
	4 Evan Cruz	38	6.00	6.80	6.80			12.700	4 Takahiro Goshima	21	4.90	7.70	7.80				12.650
	5 Thierry Pellerin	35	5.80	8.50	8.60			14.350	5 Yu Nagayoshi	22	6.30	7.00	6.80				13.200

Pommel Score: **64.500** Running Score: **131.500** Pommel Score: **66.700** Running Score: **138.350**

Rings	1 Samuel Gaudet-Pellen	37	4.60	9.00	9.20			13.700	1 Kiichi Takenaka	27	6.20	9.10	9.20				15.350
	2 Jackson Payne	31	4.70	9.20	9.40			14.000	2 Takahiro Goshima	21	5.70	9.50	9.50				15.200
	3 Zach Clay	32	5.40	8.60	8.80			14.100	3 Daisuke Fudono	23	5.10	8.70	9.00				13.950
	4 Jeremy Bartholomeus	33	4.50	7.80	7.60			12.200	4 Takumi Sato	26	5.90	8.50	8.50				14.400
	5 Rene Courmoyer	34	5.20	9.40	9.20			14.500	5 Genichiro Kouzu	25	6.30	8.80	8.60				15.000

Rings Score: **68.500** Running Score: **200.000** Rings Score: **73.900** Running Score: **212.250**

Vault	1 Ryan Oehrlein	36	4.40	9.50	9.50		-0.1	13.800	1 Yu Nagayoshi	22	4.80	9.40	9.30				14.150
	2 Thierry Pellerin	35	4.80	8.90	9.10			13.800	2 Daisuke Fudono	23	4.90	9.70	9.70				14.600
	3 Samuel Gaudet-Pellen	37	4.80	9.30	9.10		-0.1	13.900	3 Takumi Sato	26	5.20	9.20	9.30			-0.1	14.350
	4 Jeremy Bartholomeus	33	4.80	9.60	9.50			14.350	4 Takahiro Goshima	21	5.20	9.30	9.40			-0.1	14.450
	5 Rene Courmoyer	34	5.20	9.10	9.20			14.350	5 Kiichi Takenaka	27	5.20	9.50	9.50				14.700

Vault Score: **70.200** Running Score: **270.200** Vault Score: **72.250** Running Score: **284.500**

P Bars	1 Samuel Gaudet-Pellen	37	4.20	8.20	8.40			12.500	1 Shota Kitamura	28	5.60	9.50	9.40				15.050
	2 Evan Cruz	38	5.30	8.10	8.40			13.550	2 Shuga Komiya	24	5.70	8.30	8.00				13.650
	3 Zach Clay	32	5.70	6.50	7.00			12.450	3 Genichiro Kouzu	25	6.00	8.90	8.90				14.900
	4 Rene Courmoyer	34	5.50	9.00	9.20			14.600	4 Daisuke Fudono	23	6.00	9.10	9.10				15.100
	5 Jackson Payne	31	5.80	9.10	9.00			14.850	5 Takumi Sato	26	5.80	9.10	8.90				14.800

P. Bar Score: **67.950** Running Score: **338.150** P. Bar Score: **73.700** Running Score: **358.200**

H Bars	1 Jeremy Bartholomeus	33	4.80	6.70	6.40			11.350	1 Shuga Komiya	24	5.90	8.30	8.20				14.150
	2 Ryan Oehrlein	36	4.00	8.00	8.20			12.100	2 Genichiro Kouzu	25	5.50	7.90	7.70				13.300
	3 Zach Clay	32	4.60	7.10	7.50			11.900	3 Daisuke Fudono	23	5.90	9.20	9.20				15.100
	4 Rene Courmoyer	34	4.70	7.80	7.40			12.200	4 Shota Kitamura	28	5.30	6.80	6.90				12.150
	5 Jackson Payne	31	2.90	4.30	3.90			7.000	5 Takumi Sato	26	5.50	7.50	7.30				12.900

H. Bar Score: **54.550** Running Score: **392.700** H. Bar Score: **67.600** Running Score: **425.800**

Final Team Score: **392.700**

Final Team Score: **425.800**

All-Arounders

All-Arounders

FX	Courmoyer	Gaudet-Pelle							Fudono								
PH	13.700	12.250							14.300								
SR	11.200	12.700							13.600								
VT	14.500	13.700							13.950								
PB	14.350	13.900							14.600								
HB	14.600	12.500							15.100								
AA	12.200	10.850							15.100								
	80.550	75.900							86.650								

Judge's Signatures * FX [Signature] * PH [Signature] * SR [Signature] * VT [Signature] * PB [Signature] * HB [Signature]

* Head Judge
 FX [Signature] PH [Signature] SR [Signature] VT [Signature] PB [Signature] HB [Signature]

Coach's Signature [Signature] Coach's Signature [Signature]

Tony Smith Mutsumi Harada

StanfordInterCollegiateChallenge2017

Event Results - Floor

Feb 25, 2017

Page: 1

Printed: 2/25/2017 6:03 PM

Men / NC / All Ages

Session: 1



Rank	Num	Name	Gym	Diff	Exec	ND	Score	Out
1	22	Yu Nagayoshi	Japan	5.900	9.100	---	15.000	0.000
2	21	Takahiro Goshima	Japan	6.500	8.450	---	14.950	0.050
3	3	Jacob Barrus	Stanford	5.600	9.250	---	14.850	0.150
4	42	Vitali Kan	Minnesota	5.600	9.150	---	14.750	0.250
5	12	Taylor Seaton	Stanford	5.800	8.850	---	14.650	0.350
6	43	Alex Wittenberg	Minnesota	5.300	9.200	---	14.500	0.500
7	33	Jeremy Bartholomeusz	Canada	5.200	9.200	---	14.400	0.600
8T	41	Luke Aldrich	Minnesota	5.600	9.000	-0.3	14.300	0.700
8T	23	Daisuke Fudono	Japan	5.600	8.700	---	14.300	0.700
10	4	Jordan DeClerk	Stanford	5.400	9.100	-0.3	14.200	0.800
11T	6	Bailey Perez	Stanford	5.200	8.950	---	14.150	0.850
11T	27	Kiichi Takenaka	Japan	5.600	8.550	---	14.150	0.850
13	16	Barrett Weiss	Stanford	5.100	8.900	---	14.000	1.000
14*	44	Shaun Herzog	Minnesota	5.600	8.100	---	13.700	1.300
14*	34	Rene Cournoyer	Canada	5.600	8.100	---	13.700	1.300
16	36	Ryan Oehrlein	Canada	5.300	8.200	-0.1	13.400	1.600
17T	24	Shuga Komiya	Japan	5.400	8.150	-0.3	13.250	1.750
17T	38	Evan Cruz	Canada	5.100	8.150	---	13.250	1.750
19	45	Joel Gagnon	Minnesota	5.400	6.900	---	12.300	2.700
20	37	Samuel Gaudet-Pellerin	Canada	5.400	6.850	---	12.250	2.750
21	46	Justin Karstadt	Minnesota	5.400	6.100	---	11.500	3.500

StanfordInterCollegiateChallenge2017

Event Results - Pommel

Feb 25, 2017

Page: 1

Printed: 2/25/2017 6:03 PM

Men / NC / All Ages

Session: 1



Rank	Num	Name	Gym	Diff	Exec	ND	Score	Out
1	10	Akash Modi	Stanford	5.900	8.800	..	14.700	0.000
2	35	Thierry Pellerin	Canada	5.800	8.550	..	14.350	0.350
3	17	Drew Willoughby	Stanford	5.400	8.800	..	14.200	0.500
4	9	Andrew Misiolek	Stanford	5.800	8.250	..	14.050	0.650
5	28	Shota Kitamura	Japan	5.400	8.600	..	14.000	0.700
6	46	Justin Karstadt	Minnesota	5.200	8.550	..	13.750	0.950
7	8	Joey Ringer	Stanford	5.400	8.300	..	13.700	1.000
8	23	Daisuke Fudono	Japan	5.400	8.200	..	13.600	1.100
9	25	Genichiro Kouzu	Japan	5.400	8.100	..	13.500	1.200
10T	41	Luke Aldrich	Minnesota	5.000	8.350	..	13.350	1.350
10T	42	Vitali Kan	Minnesota	5.300	8.050	..	13.350	1.350
10T	26	Takumi Sato	Japan	5.700	7.650	..	13.350	1.350
10T	31	Jackson Payne	Canada	5.800	7.550	..	13.350	1.350
14	22	Yu Nagayoshi	Japan	6.300	6.900	..	13.200	1.500
15	32	Zach Clay	Canada	5.400	7.500	..	12.900	1.800
16	11	Robert Neff	Stanford	5.400	7.400	..	12.800	1.900
17T	37	Samuel Gaudet-Pellerin	Canada	4.900	7.800	..	12.700	2.000
17T	38	Evan Cruz	Canada	6.000	6.700	..	12.700	2.000
19	21	Takahiro Goshima	Japan	4.900	7.750	..	12.650	2.050
20	43	Alex Wittenberg	Minnesota	4.900	6.700	..	11.600	3.100
21	34	Rene Cournoyer	Canada	4.500	6.700	..	11.200	3.500
22	47	Tristan Duran	Minnesota	4.600	6.300	..	10.900	3.800

StanfordInterCollegiateChallenge2017

Event Results - Rings

Feb 25, 2017

Page: 1

Printed: 2/25/2017 6:03 PM

Men / NC / All Ages

Session: 1



Rank	Num	Name	Gym	Diff	Exec	ND	Score	Out
1	27	Kiichi Takenaka	Japan	6.200	9.150	..-	15.350	0.000
2	21	Takahiro Goshima	Japan	5.700	9.500	..-	15.200	0.150
3	5	Josiah Eng	Stanford	5.800	9.300	..-	15.100	0.250
4	25	Genichiro Kouzu	Japan	6.300	8.700	..-	15.000	0.350
5	4	Jordan DeClerk	Stanford	5.200	9.550	..-	14.750	0.600
6	34	Rene Cournoyer	Canada	5.200	9.300	..-	14.500	0.850
7	26	Takumi Sato	Japan	5.900	8.500	..-	14.400	0.950
8T	48	Yaro Pochinka	Minnesota	5.300	8.800	..-	14.100	1.250
8T	32	Zach Clay	Canada	5.400	8.700	..-	14.100	1.250
10	31	Jackson Payne	Canada	4.700	9.300	..-	14.000	1.350
11	23	Daisuke Fudono	Japan	5.100	8.850	..-	13.950	1.400
12	12	Taylor Seaton	Stanford	4.900	9.000	..-	13.900	1.450
13	46	Justin Karstadt	Minnesota	5.100	8.750	..-	13.850	1.500
14	42	Vitali Kan	Minnesota	4.500	9.300	..-	13.800	1.550
15	37	Samuel Gaudet-Pellerin	Canada	4.600	9.100	..-	13.700	1.650
16	18	David Jessen	Stanford	4.100	9.400	..-	13.500	1.850
17	44	Shaun Herzog	Minnesota	4.300	8.950	..-	13.250	2.100
18	49	Mitchell Soukup	Minnesota	5.200	8.000	..-	13.200	2.150
19	15	Gareth Weiss	Stanford	4.700	8.100	..-	12.800	2.550
20	33	Jeremy Bartholomeusz	Canada	4.500	7.700	..-	12.200	3.150

StanfordInterCollegiateChallenge2017

Event Results - Vault

Feb 25, 2017

Page: 1

Printed: 2/25/2017 6:03 PM

Men / NC / All Ages

Session: 1



Rank	Num	Name	Gym	Diff	Exec	ND	Score	Out
1	48	Yaro Pochinka	Minnesota	5.300	9.650	-.-	14.950	0.000
2*	50	Zach Liebler	Minnesota	5.200	9.500	-.-	14.700	0.250
2*	27	Kiichi Takenaka	Japan	5.200	9.500	-.-	14.700	0.250
4	23	Daisuke Fudono	Japan	4.900	9.700	-.-	14.600	0.350
5T	1	Grant Breckenridge	Stanford	4.900	9.650	-.-	14.550	0.400
5T	12	Taylor Seaton	Stanford	5.200	9.450	-0.1	14.550	0.400
7	21	Takahiro Goshima	Japan	5.200	9.350	-0.1	14.450	0.500
8	46	Justin Karstadt	Minnesota	4.800	9.600	-.-	14.400	0.550
9T	33	Jeremy Bartholomeusz	Canada	4.800	9.550	-.-	14.350	0.600
9T	26	Takumi Sato	Japan	5.200	9.250	-0.1	14.350	0.600
9T	34	Rene Cournoyer	Canada	5.200	9.150	-.-	14.350	0.600
12T	16	Barrett Weiss	Stanford	4.800	9.450	-.-	14.250	0.700
12T	45	Joel Gagnon	Minnesota	5.200	9.050	-.-	14.250	0.700
14	22	Yu Nagayoshi	Japan	4.800	9.350	-.-	14.150	0.800
15	15	Gareth Weiss	Stanford	4.800	9.300	-.-	14.100	0.850
16	6	Bailey Perez	Stanford	4.800	9.300	-0.1	14.000	0.950
17	37	Samuel Gaudet-Pellerin	Canada	4.800	9.200	-0.1	13.900	1.050
18T	36	Ryan Oehrlein	Canada	4.400	9.500	-0.1	13.800	1.150
18T	35	Thierry Pellerin	Canada	4.800	9.000	-.-	13.800	1.150
20	42	Vitali Kan	Minnesota	5.200	8.400	-.-	13.600	1.350

StanfordInterCollegiateChallenge2017

Event Results - P Bars

Feb 25, 2017

Page: 1

Printed: 2/25/2017 6:03 PM

Men / NC / All Ages

Session: 1



Rank	Num	Name	Gym	Diff	Exec	ND	Score	Out
1	23	Daisuke Fudono	Japan	6.000	9.100	..	15.100	0.000
2	28	Shota Kitamura	Japan	5.600	9.450	..	15.050	0.050
3	25	Genichiro Kouzu	Japan	6.000	8.900	..	14.900	0.200
4	31	Jackson Payne	Canada	5.800	9.050	..	14.850	0.250
5	26	Takumi Sato	Japan	5.800	9.000	..	14.800	0.300
6	4	Jordan DeClerk	Stanford	5.500	9.250	..	14.750	0.350
7	34	Rene Cournoyer	Canada	5.500	9.100	..	14.600	0.500
8	11	Robert Neff	Stanford	5.200	9.350	..	14.550	0.550
9	47	Tristan Duran	Minnesota	5.300	9.200	..	14.500	0.600
10	45	Joel Gagnon	Minnesota	5.800	8.600	..	14.400	0.700
11	3	Jacob Barrus	Stanford	5.000	9.100	..	14.100	1.000
12	51	Jalon Stephens	Minnesota	5.100	8.900	..	14.000	1.100
13T	18	David Jessen	Stanford	5.100	8.750	..	13.850	1.250
13T	24	Shuga Komiya	Japan	5.700	8.150	..	13.850	1.250
15	46	Justin Karstadt	Minnesota	5.400	8.350	..	13.750	1.350
16*	38	Evan Cruz	Canada	5.300	8.250	..	13.550	1.550
16*	1	Grant Breckenridge	Stanford	5.300	8.250	..	13.550	1.550
18	52	Ryan Bergman	Minnesota	5.500	8.000	..	13.500	1.600
19	37	Samuel Gaudet-Pellerin	Canada	4.200	8.300	..	12.500	2.600
20	32	Zach Clay	Canada	5.700	6.750	..	12.450	2.650

Stanford Inter Collegiate Challenge 2017

Event Results - H Bar

Feb 25, 2017

Page: 1

Printed: 2/25/2017 6:05 PM

Men / NC / All Ages

Session: 1



Rank	Num	Name	Gym	Diff	Exec	ND	Score	Out
1	23	Daisuke Fudono	Japan	5.900	9.200	-.-	15.100	0.000
2	10	Akash Modi	Stanford	6.000	8.500	-.-	14.500	0.600
3	12	Taylor Seaton	Stanford	5.700	8.750	-.-	14.450	0.650
4	24	Shuga Komiya	Japan	5.900	8.250	-.-	14.150	0.950
5	11	Robert Neff	Stanford	5.600	8.450	-.-	14.050	1.050
6	25	Genichiro Kouzu	Japan	5.500	7.800	-.-	13.300	1.800
7*	45	Joel Gagnon	Minnesota	5.000	8.100	-.-	13.100	2.000
7*	44	Shaun Herzog	Minnesota	5.000	8.100	-.-	13.100	2.000
9	3	Jacob Barrus	Stanford	4.800	8.200	-.-	13.000	2.100
10	26	Takumi Sato	Japan	5.500	7.400	-.-	12.900	2.200
11	46	Justin Karstadt	Minnesota	5.200	7.500	-.-	12.700	2.400
12	53	Tim Kutyla	Minnesota	4.800	7.800	-.-	12.600	2.500
13	51	Jalon Stephens	Minnesota	5.200	7.300	-.-	12.500	2.600
14	34	Rene Cournoyer	Canada	4.700	7.500	-.-	12.200	2.900
15	28	Shota Kitamura	Japan	5.300	6.850	-.-	12.150	2.950
16	36	Ryan Oehrlein	Canada	4.000	8.100	-.-	12.100	3.000
17	1	Grant Breckenridge	Stanford	5.300	6.650	-.-	11.950	3.150
18	32	Zach Clay	Canada	4.600	7.300	-.-	11.900	3.200
19	47	Tristan Duran	Minnesota	5.400	6.150	-.-	11.550	3.550
20	33	Jeremy Bartholomeusz	Canada	4.800	6.550	-.-	11.350	3.750
21	37	Samuel Gaudet-Pellerin	Canada	3.800	7.050	-.-	10.850	4.250
22	31	Jackson Payne	Canada	2.900	4.100	-.-	7.000	8.100

StanfordInterCollegiateChallenge2017

Event Results - AA







Feb 25, 2017

Page: 1

Printed: 2/25/2017 6:05 PM

Men / NC / All Ages

Session: 1

Rank	Num	Name	Gym							AA
1	23	Daisuke Fudono	Japan	14.300	13.600	13.950	14.600	15.100	15.100	86.650
2	34	Rene Cournoyer	Canada	13.700	11.200	14.500	14.350	14.600	12.200	80.550
3	46	Justin Karstadt	Minnesota	11.500	13.750	13.850	14.400	13.750	12.700	79.950
4	37	Samuel Gaudet-Pellerin	Canada	12.250	12.700	13.700	13.900	12.500	10.850	75.900