

2017 AT&T American Cup

Meet Results - MAG







Mar 4, 2017

Page: 1
Printed: 3/4/2017 3:00 PM

Men / SR / All

Session: MAG

Competition II

Rank	Num	Name	Country							AA
1	9	Yul Moldauer	USA	Diff: 5.600	5.300	5.700	5.200	5.900	5.300	
				Exec: 8.966	8.700	8.600	9.266	8.966	8.433	
				ND:						
				Final: 14.566	14.000	14.300	14.466	14.866	13.733	85.931
				Place: 1	3	2	3	3	4	1
2	6	Oleg Verniaiev	UKR	Diff: 5.800	6.500	6.100	5.600	6.700	5.400	
				Exec: 7.600	8.200	8.533	8.833	8.333	8.200	
				ND: -0.100						
				Final: 13.300	14.700	14.633	14.433	15.033	13.600	85.699
				Place: 4	1	1	4T	1T	5	2
3	7	Akash Modi	USA	Diff: 5.700	5.900	5.800	5.200	6.100	6.000	
				Exec: 8.133	7.566	8.266	9.100	8.933	7.800	
				ND:			-0.100			
				Final: 13.833	13.466	14.066	14.200	15.033	13.800	84.398
				Place: 2	4	4	6	1T	3	3
4	1	Bart Deurloo	NED	Diff: 5.200	6.100	5.300	5.200	5.700	6.400	
				Exec: 7.300	5.566	8.333	9.233	7.700	8.133	
				ND:						
				Final: 12.500	11.666	13.633	14.433	13.400	14.533	80.165
				Place: 8	8	6	4T	7	1	4
5	8	Eddy Yusof	SUI	Diff: 5.500	5.400	5.500	5.600	5.700	5.000	
				Exec: 6.966	7.900	8.466	9.100	7.866	7.166	
				ND:						
				Final: 12.466	13.300	13.966	14.700	13.566	12.166	80.164
				Place: 9	5	5	1	6	7	5
6	3	Ryohei Kato	JPN	Diff: 5.900	6.000	5.600	5.200	5.400	4.900	
				Exec: 8.100	8.066	8.500	9.300	7.333	6.166	
				ND: -0.400						
				Final: 13.600	14.066	14.100	14.500	12.733	11.066	80.065
				Place: 3	2	3	2	9	9	6
7	2	Wei Sun	CHN	Diff: 5.400	5.600	5.600	5.600	5.000	5.800	
				Exec: 8.200	7.300	7.533	8.200	8.633	8.066	
				ND: -0.600			-0.300			
				Final: 13.000	12.900	13.133	13.500	13.633	13.866	80.032
				Place: 5T	7	8	8	5	2	7
8	4	Sam Oldham	GBR	Diff: 5.500	5.600	4.900	5.200	5.700	5.400	
				Exec: 7.433	7.500	8.600	8.933	8.633	6.300	
				ND: -0.300						
				Final: 12.633	13.100	13.500	14.133	14.333	11.700	79.399
				Place: 7	6	7	7	4	8	8
9	5	Lukas Dauser	GER	Diff: 5.300	4.800	4.600	5.200	6.000	5.200	
				Exec: 7.700	6.600	7.533	8.000	7.300	7.866	
				ND:			-0.100			
				Final: 13.000	11.400	12.133	13.100	13.300	13.066	75.999
				Place: 5T	9	9	9	8	6	9

2017 AT&T American Cup

Meet Results - WAG





Mar 4, 2017

Page: 1
Printed: 3/4/2017 3:00 PM

Women / SR / All

Session: WAG

Competition II

Rank	Num	Name						AA
		Country						
1	18	Ragan Smith USA	Diff: 5.400 Exec: 9.033 ND: . Final: 14.433 Place: 1	5.600 8.800 . 14.400 2	5.800 7.466 . 13.266 3	5.600 8.400 . 14.000 1		56.099 1
2	12	Asuka Teramoto JPN	Diff: 5.000 Exec: 8.766 ND: . Final: 13.766 Place: 2T	5.500 8.266 . 13.766 4	5.500 8.133 . 13.633 2	4.800 8.266 . 13.066 4		54.231 2
3	13	Melanie De Jesus dos Santo FRA	Diff: 4.600 Exec: 8.866 ND: . Final: 13.466 Place: 7	5.600 7.700 . 13.300 5T	5.700 8.533 . 14.233 1	4.700 8.200 . 12.900 5		53.899 3
4	19	Kim Bui GER	Diff: 4.600 Exec: 8.900 ND: . Final: 13.500 Place: 6	6.000 8.533 . 14.533 1	4.700 7.766 . 12.466 7	4.900 8.233 . 13.133 3		53.632 4
5	15	Riley McCusker USA	Diff: 5.400 Exec: 8.666 ND: -0.300 Final: 13.766 Place: 2T	5.900 7.200 . 13.100 7	5.500 7.100 . 12.600 5	5.100 8.400 . 13.500 2		52.966 5
6	14	Yufen Xie CHN	Diff: 4.600 Exec: 8.500 ND: . Final: 13.100 Place: 9	6.000 7.833 . 13.833 3	4.700 8.000 . 12.700 4	4.700 7.266 . 11.966 6		51.599 6
7	11	Tisha Volleman NED	Diff: 4.600 Exec: 9.000 ND: . Final: 13.600 Place: 5	4.500 7.366 . 11.866 9	4.300 7.900 . 12.200 8	4.500 7.100 . 11.600 7		49.266 7
8	16	Emily Whitehead AUS	Diff: 4.600 Exec: 8.833 ND: . Final: 13.433 Place: 8	5.000 8.066 . 13.066 8	4.800 6.600 -0.100 11.300 9	4.700 5.900 . 10.600 8		48.399 8
9	17	Amy Tinkler GBR	Diff: 4.600 Exec: 9.100 ND: . Final: 13.700 Place: 4	5.500 7.800 . 13.300 5T	6.000 6.566 . 12.566 6 9		39.566 9